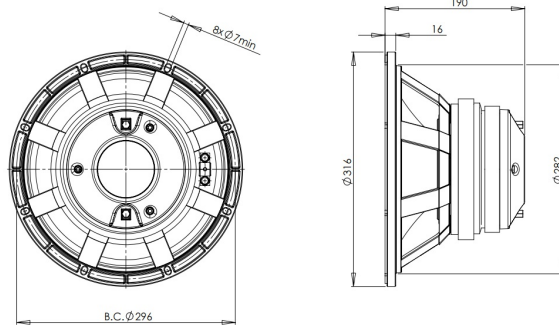


# 12CX32

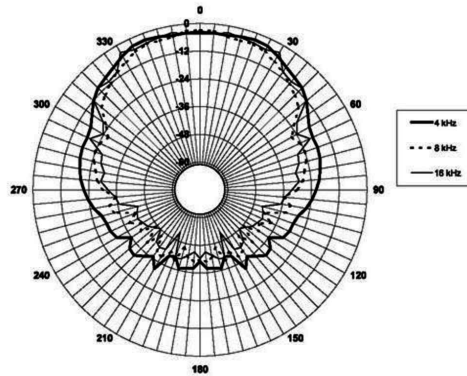
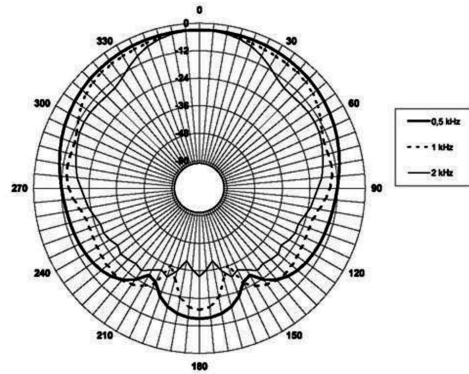
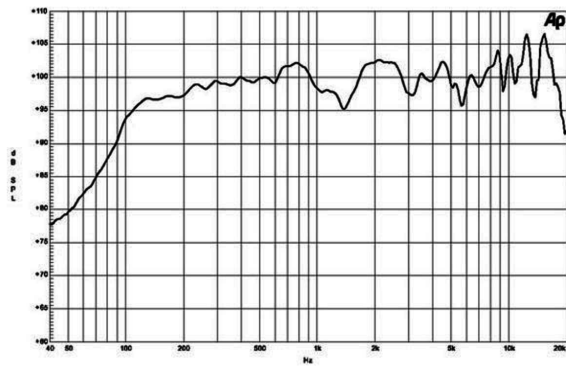
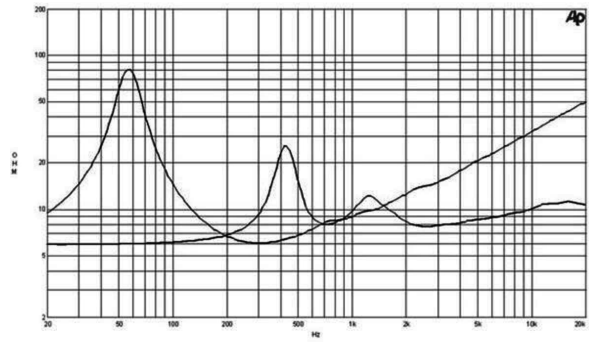
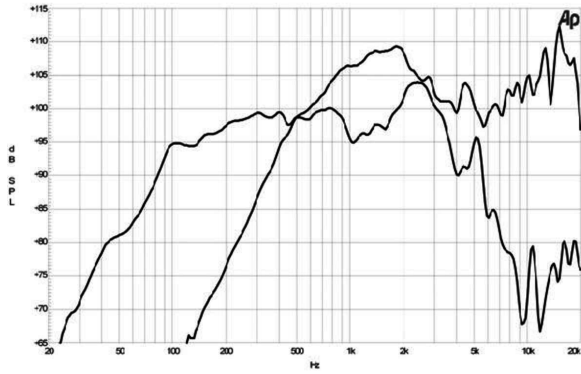
**8Ω****Coaxials** - 12.0 Inches

- 700 W continuous program power capacity
- 80° nominal coverage
- 55 - 20000 Hz response
- 99 dB sensitivity
- 59.3 mm (2.33") HF unit exit diameter
- FB12CX32 dedicated crossover network



# 12CX32

Coaxials- 12.0 Inches



## SPECIFICATIONS

Nominal Diameter	320 mm (12.0 in)
Nominal Impedance	8 Ω
Minimum Impedance LF	6.2 Ω
Minimum Impedance HF	7.8 Ω
Frequency Range	55 - 20000 Hz
Dispersion Angle <sup>1</sup>	80 °
Woofer Cone Treatment	WP Waterproof Front Side
Magnet Material	Ceramic

## SPECIFICATIONS LF UNIT

LF Sensitivity <sup>2</sup>	99.0 dB
LF Nominal Power Handling <sup>3</sup>	350 W
LF Continuous Power Handling <sup>4</sup>	700 W
LF Voice Coil Diameter	76 mm (3.0 in)
LF Winding Material	Aluminium

## SPECIFICATIONS HF UNIT

HF Sensitivity <sup>5</sup>	105.0 dB
HF Nominal Power Handling <sup>6</sup>	80 W
HF Continuous Power Handling <sup>7</sup>	160 W
HF Voice Coil Diameter	75 mm (3.0 in)
HF Winding Material	Aluminium
Diaphragm Material	Titanium
Recommended Crossover <sup>8</sup>	1.2 kHz

**PARAMETERS**

Resonance Frequency	57 Hz
Re	5.1 Ω
Qes	0.3
Qms	5.2
Qts	0.28
Vas	79.0 dm <sup>3</sup> (2.8 ft <sup>3</sup> )
Sd	522.0 cm <sup>2</sup> (80.9 in <sup>2</sup> )
η <sub>e</sub>	4.7 %
Xmax	± 4.0 mm
Xvar	± 6.0 mm
Mms	38.0 g
Bl	15.3 Txm
Le	1.2 mH
EBP	190 Hz

**MOUNTING AND SHIPPING INFO**

Overall Diameter	316 mm (12.4 in)
Bolt Circle Diameter	296 mm (11.6 in)
Baffle Cutout Diameter	282 mm (11.1 in)
Depth	190 mm (7.5 in)
Flange and Gasket Thickness	16 mm (0.62 in)
Net Weight	11.1 kg (24.47 lb)
Shipping Units	1
Shipping Weight	12.4 kg (27.34 lb)
Shipping Box	425x425x224 mm (16.73x16.73x8.82 in)

**CROSSOVER**

FB12CX32 8Ω

**SERVICE KIT**

LF recone kit	RCK012CX328
MF replacement diaphragm	MMD3A8

1. Included by -6 dB down points.
2. Applied RMS Voltage is set to 2.83V.
3. 2 hours test made with continuous pink noise signal within the range Fs-10Fs. Power calculated on rated minimum impedance. Loudspeaker in free air.
4. Power on Continuous Program is defined as 3 dB greater than the Nominal rating.
5. Applied RMS Voltage is set to 2.83V.
6. 2 hour test made with continuous pink noise signal within the range from the recommended crossover frequency to 20 kHz. Power calculated on rated minimum impedance. Loudspeaker in free air.
7. Power on Continuous Program is defined as 3 dB greater than the Nominal rating.
8. 12 dB/oct. or higher slope high-pass filter.