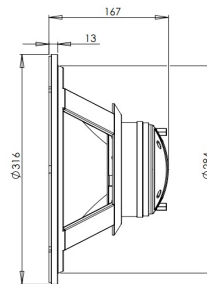
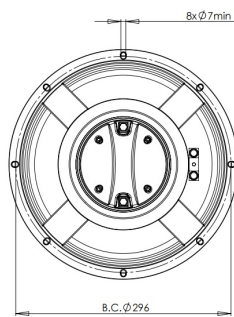


12NCX

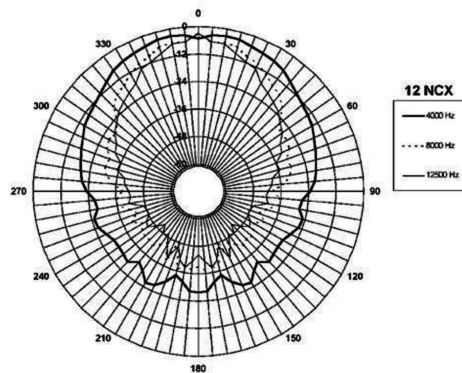
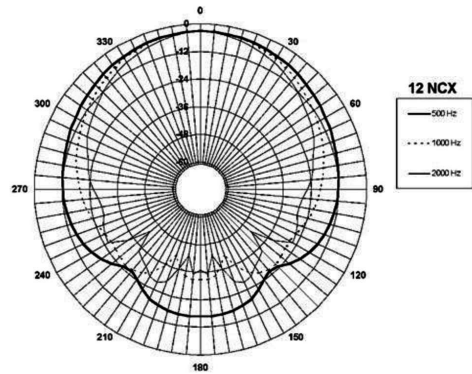
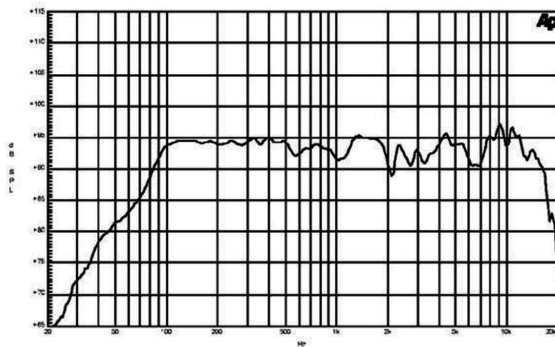
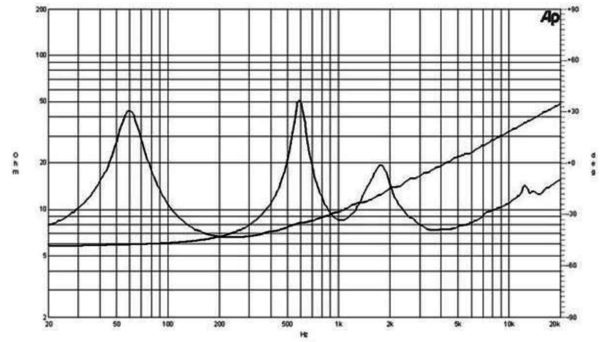
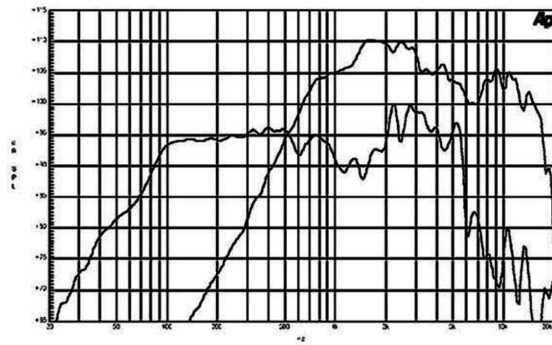
8Ω**Coaxials - 12.0 Inches**

- 400 W continuous program power capacity
- 70° nominal coverage
- 60 - 18000 Hz response
- 96 dB sensitivity
- Single Neodymium magnet assembly
- 45.8 mm (1.8") HF unit exit diameter
- FB12NCX dedicated crossover network



12NCX

Coaxials- 12.0 Inches



SPECIFICATIONS

Nominal Diameter	320 mm (12.0 in)
Nominal Impedance	8 Ω
Minimum Impedance LF	6.6 Ω
Minimum Impedance HF	7.3 Ω
Frequency Range	60 - 18000 Hz
Dispersion Angle ¹	70 °
Woofer Cone Treatment	TWP Waterproof Both Sides
Magnet Material	Neodymium Ring

SPECIFICATIONS LF UNIT

LF Sensitivity ²	96.0 dB
LF Nominal Power Handling ³	200 W
LF Continuous Power Handling ⁴	400 W
LF Voice Coil Diameter	65 mm (2.5 in)
LF Winding Material	Aluminium

SPECIFICATIONS HF UNIT

HF Sensitivity ⁵	106.0 dB
HF Nominal Power Handling ⁶	50 W
HF Continuous Power Handling ⁷	100 W
HF Voice Coil Diameter	65 mm (2.5 in)
HF Winding Material	Aluminium
Diaphragm Material	Titanium
Recommended Crossover ⁸	1.2 kHz

PARAMETERS

Resonance Frequency	59 Hz
Re	5.8 Ω
Qes	0.58
Qms	4.2
Qts	0.51
Vas	64.0 dm ³ (2.3 ft ³)
Sd	522.0 cm ² (80.9 in ²)
η _e	2.2 %
Xmax	± 3.0 mm
Xvar	± 6.0 mm
Mms	44.0 g
Bl	12.8 Txm
Le	1.2 mH
EBP	101 Hz

MOUNTING AND SHIPPING INFO

Overall Diameter	316 mm (12.4 in)
Bolt Circle Diameter	296 mm (11.6 in)
Baffle Cutout Diameter	284 mm (11.2 in)
Depth	167 mm (6.6 in)
Flange and Gasket Thickness	13 mm (0.5 in)
Net Weight	4.2 kg (9.26 lb)
Shipping Units	1
Shipping Weight	5.5 kg (12.13 lb)
Shipping Box	425x425x224 mm (16.73x16.73x8.82 in)

CROSSOVER

FB12NCX 8Ω

SERVICE KIT

LF recone kit	RCK012NCX8
MF replacement diaphragm	MMD6108M

1. Included by -6 dB down points.
2. Applied RMS Voltage is set to 2.83V.
3. 2 hours test made with continuous pink noise signal within the range Fs-10Fs. Power calculated on rated minimum impedance. Loudspeaker in free air.
4. Power on Continuous Program is defined as 3 dB greater than the Nominal rating.
5. Applied RMS Voltage is set to 2.83V.
6. 2 hour test made with continuous pink noise signal within the range from the recommended crossover frequency to 20 kHz. Power calculated on rated minimum impedance. Loudspeaker in free air.
7. Power on Continuous Program is defined as 3 dB greater than the Nominal rating.
8. 12 dB/oct. or higher slope high-pass filter.