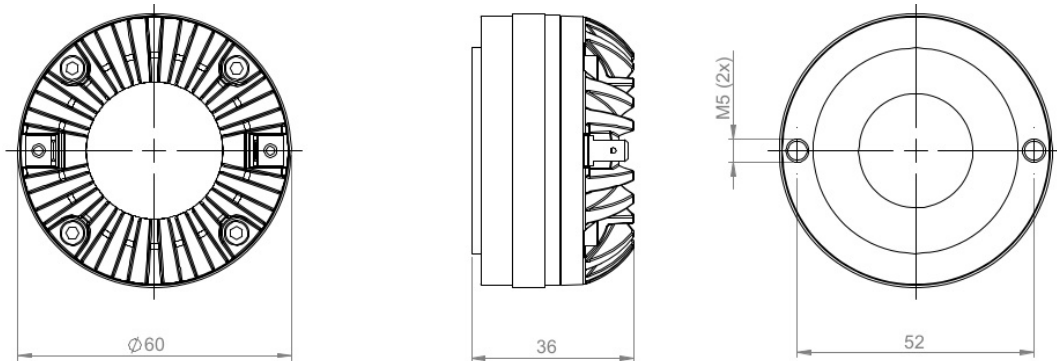


DE111

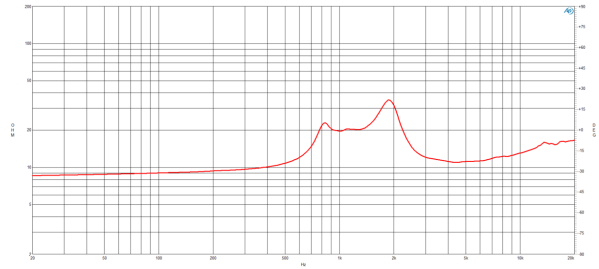
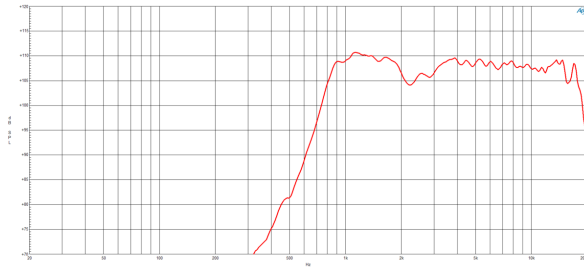
16Ω**HF Drivers - 1.0 Inches**

- Ultra Compact 60mm diameter
- 70 W continuous program power capacity
- 1" horn throat diameter
- 36 mm (1.4 in) aluminium voice coil
- HT Polymer diaphragm
- 1000 - 17000 Hz response
- 108.5 dB sensitivity

While shrink-ray technology may not have escaped the 1990s, we have succeeded in creating a series of highly compact drivers, not only permitting close spacing but also reducing weight and cost at the same time. The DE111 is a new variant of our DE110, offering a lower crossover frequency of 1.2kHz with its updated ketone polymer suspension and dome. 107dB sensitivity and 50W continuous power handling from a 1.4" voice coil make this tiny driver universally applicable. This driver is primed for consideration in a new generation of lighter, more compact line array loudspeakers.

DE111

HF Drivers- 1.0 Inches



SPECIFICATIONS¹

Throat Diameter	25 mm (1.0 in)
Nominal Impedance	16 Ω
Minimum Impedance	10.3 Ω
Nominal Power Handling ²	25 W
Continuous power handling ³	50 W
Sensitivity (1W/1m) ⁴	108.5 dB
Frequency Range	1.0 - 17.0 kHz
Recommended Crossover ⁵	1.2 kHz
Voice Coil Diameter	36 mm (1.4 in)
Winding Material	Aluminium
Inductance	0.14 mH
Diaphragm Material	HT Polymer
Flux Density	1.8 T
Magnet Material	Neodymium Ring

MOUNTING AND SHIPPING INFO

Two M5 holes 180° on 52 mm (2.05 in) diameter	
Overall Diameter	60 mm (2.36 in)
Depth	36 mm (1.42 in)
Net Weight	0.32 kg (0.71 lb)
Shipping Units	1
Shipping Weight	0.35 kg (0.76 lb)
Shipping Box	105x105x65 mm (4.13x4.13x2.56 in)

1. Driver mounted on B&C ME 45 horn.
2. 2 hour test made with continuous pink noise signal within the range from the recommended crossover frequency to 20 kHz. Power calculated on rated minimum impedance.
3. Power on Continuous Program is defined as 3 dB greater than the Nominal rating.
4. Applied RMS Voltage is set to 4 V for 16 ohms Nominal Impedance.
5. 12 dB/oct. or higher slope high-pass filter.