

10NDL88

8Ω

LF Drivers - 10.0 Inches

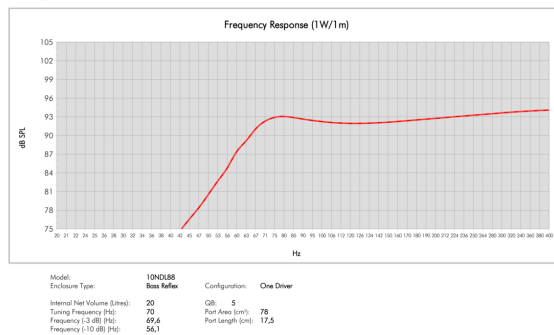
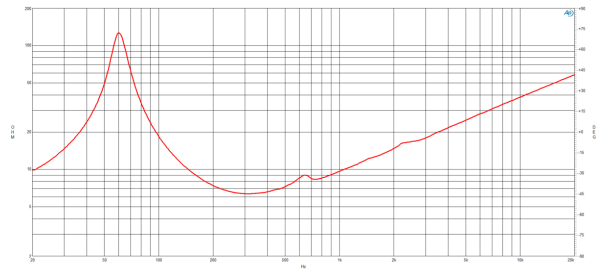
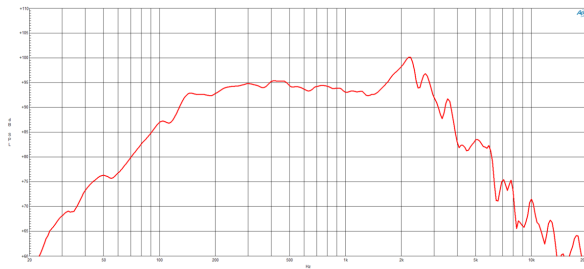


- 1400 W continuous program power capacity
- 88 mm (3.5 in) aluminum wire voice coil
- 61 - 2500 Hz response
- 96 dB sensitivity
- Neodymium magnet allows a very light yet powerful motor assembly
- Aluminium demodulating ring for very low distortion
- Ventilated voice coil gap for reduced power



10NDL88

LF Drivers- 10.0 Inches



SPECIFICATIONS

Nominal Diameter	250 mm (10.0 in)
Nominal Impedance	8 Ω
Minimum Impedance	6.3 Ω
Nominal Power Handling ¹	700 W
Continuous power handling ²	1400 W
Sensitivity (1W/1m) ³	96.0 dB
Frequency Range	61 - 2500 Hz
Voice Coil Diameter	88 mm (3.5 in)
Winding Material	Aluminium
Former Material	Glass Fibre
Winding Depth	21.7 mm (0.85 in)
Magnetic Gap Depth	11.0 mm (0.43 in)
Flux Density	1.05 T

DESIGN

Surround Shape	Triple Roll
Cone Shape	Curvilinear
Magnet Material	Neodymium Inside Slug
Spider	Double Silicone
Pole Design	T-Pole
Woofer Cone Treatment	WP Waterproof Front Side
Recommended Enclosure	20.0 dm ³ (0.71 ft ³)
Recommended Tuning	70 Hz

PARAMETERS⁴

Resonance Frequency	61 Hz
Re	5.1 Ω
Qes	0.26
Qms	7.3
Qts	0.25
Vas	18.4 dm ³ (0.65 ft ³)
Sd	320.0 cm ² (49.6 in ²)
η _o	1.59 %
X _{max}	± 8.1 mm
X _{var}	± 7.5 mm
M _{ms}	53.5 g
Bl	20.0 Txm
Le	1.18 mH
EBP	234 Hz

MOUNTING AND SHIPPING INFO

Overall Diameter	261 mm (10.28 in)
Bolt Circle Diameter	245 mm (9.65 in)
Baffle Cutout Diameter	230.0 mm (9.06 in)
Depth	128 mm (5.04 in)
Flange and Gasket Thickness	15 mm (0.59 in)
Air Volume Occupied by Driver	1.5 dm ³ (0.05 ft ³)
Net Weight	4.6 kg (10.14 lb)
Shipping Units	1
Shipping Weight	5.2 kg (11.46 lb)
Shipping Box	295x314x175 mm (11.61x12.36x6.89 in)

B&C Speakers s.p.a.

Via Poggiomoro, 1 - Loc. Vallina, 50012 Bagno a Ripoli (FI) - ITALY - Tel. +39 055 65721 - Fax +39 055 6572312 - mail@bcspeakers.com

1. 2 hours test made with continuous pink noise signal within the range F_s - $10F_s$. Power calculated on rated minimum impedance. Loudspeaker in free air.
2. Power on Continuous Program is defined as 3 dB greater than the Nominal rating.
3. Applied RMS Voltage is set to 2.83 V for 8 ohms Nominal Impedance.
4. Thiele-Small parameters are measured after a high level 20 Hz sine wave preconditioning test.