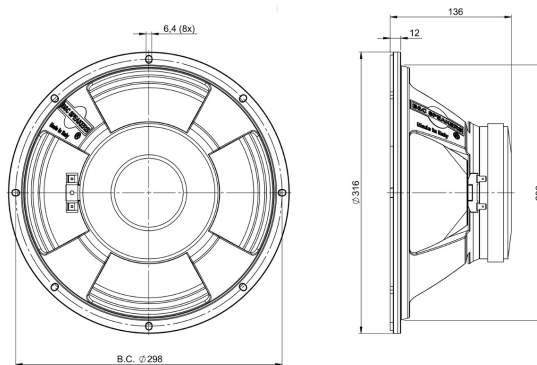


# 320K/C-A

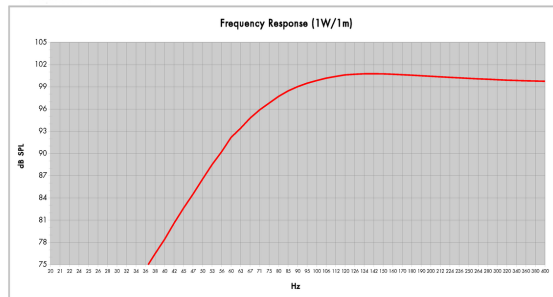
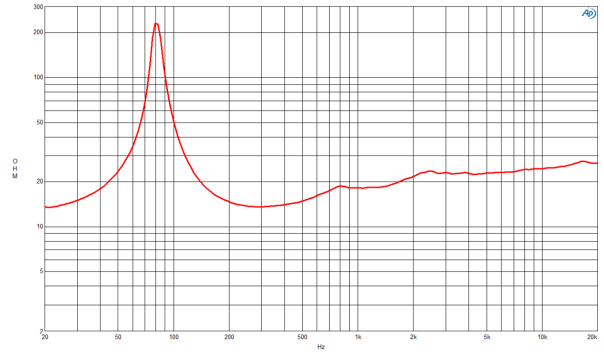
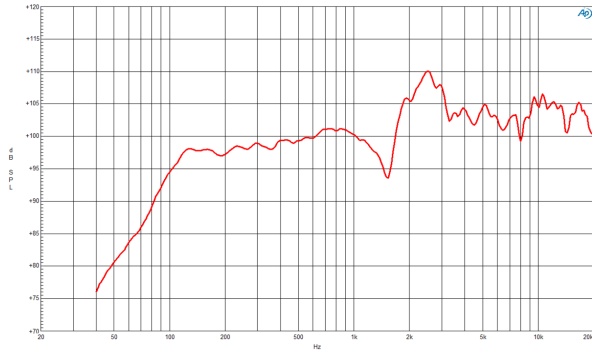
**16Ω****LF Drivers - 12.0 Inches**

- 240 W continuous program power capacity
- 38 mm (1.5 in) copper voice coil
- 80 - 16000 Hz response
- 100 dB sensitivity
- Shorting copper cap for extended HF response



# 320K/C-A

LF Drivers- 12.0 Inches



Model: **320K/CA**  
 Enclosure Type: **Box Reflex** Configuration: **One Driver**  
 Internal Net Volume (liters): **60** Q<sub>8</sub>: **7**  
 Tuning Frequency (Hz): **75** Port Area (cm<sup>2</sup>): **165.0**  
 Frequency (-3 dB) (Hz): **73.3** Port Length (cm): **1.9**  
 Frequency (-10 dB) (Hz): **54.7**

## SPECIFICATIONS

Nominal Diameter	320 mm (12.6 in)
Nominal Impedance	16 Ω
Minimum Impedance	13.6 Ω
Nominal Power Handling <sup>1</sup>	120 W
Continuous power handling <sup>2</sup>	240 W
Sensitivity (1W/1m) <sup>3</sup>	100.0 dB
Frequency Range	80 - 16000 Hz
Voice Coil Diameter	38 mm (1.5 in)
Winding Material	Copper
Former Material	Kraft Paper
Winding Depth	9.0 mm (0.37 in)
Magnetic Gap Depth	9.0 mm (0.35 in)
Flux Density	1.4 T

## DESIGN

Surround Shape	Accordion
Cone Shape	Radial
Magnet Material	Ferrite Ring
Spider	Single
Pole Design	Straight Pole
Woofer Cone Treatment	None
Recommended Enclosure	60.0 dm <sup>3</sup> (2.12 ft <sup>3</sup> )
Recommended Tuning	75 Hz

## PARAMETERS<sup>4</sup>

Resonance Frequency	82 Hz
Re	12.0 Ω
Qes	0.61
Qms	14.0
Qts	0.59
Vas	52.0 dm <sup>3</sup> (1.84 ft <sup>3</sup> )
Sd	522.0 cm <sup>2</sup> (80.91 in <sup>2</sup> )
η <sub>o</sub>	4.4 %
Xmax	± 2.0 mm
Mms	28.0 g
Bl	16.8 Txm
Le	2.2 mH
EBP	134 Hz

**MOUNTING AND SHIPPING INFO**

Overall Diameter	316 mm (12.44 in)
Bolt Circle Diameter	298 mm (11.73 in)
Baffle Cutout Diameter	286.0 mm (11.26 in)
Depth	136 mm (5.35 in)
Flange and Gasket Thickness	12 mm (0.47 in)
Air Volume Occupied by Driver	3.0 dm <sup>3</sup> (0.11 ft <sup>3</sup> )
Net Weight	4.6 kg (10.14 lb)
Shipping Units	1
Shipping Weight	5.5 kg (12.13 lb)
Shipping Box	360x360x200 mm (14.17x14.17x7.87 in)

**SERVICE KIT**

Recone kit	RCK320KC16A
------------	-------------

1. 2 hours test made with continuous pink noise signal within the range Fs-10Fs. Power calculated on rated minimum impedance. Loudspeaker in free air.
2. Power on Continuous Program is defined as 3 dB greater than the Nominal rating.
3. Applied RMS Voltage is set to 4V for 16 ohm Nominal Impedance
4. Thiele-Small parameters are measured after a high level 20 Hz sine wave preconditioning test.