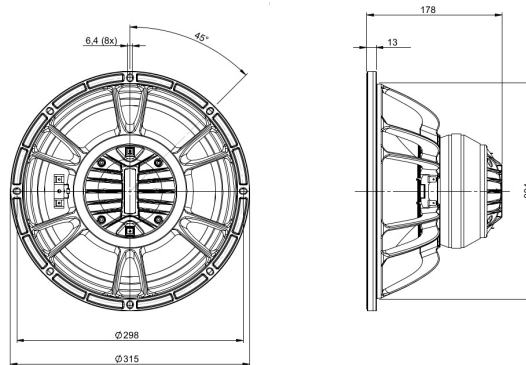


12CXN88

8Ω

Coaxials - 12.0 Inches



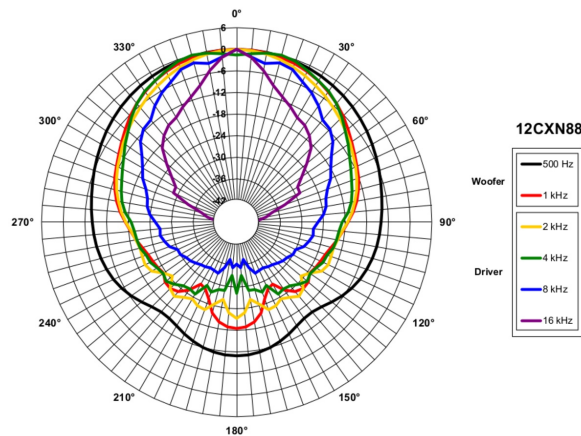
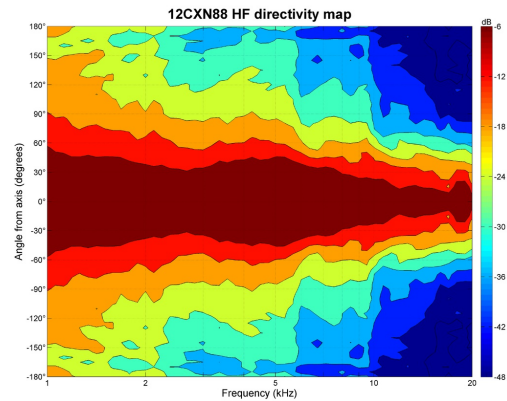
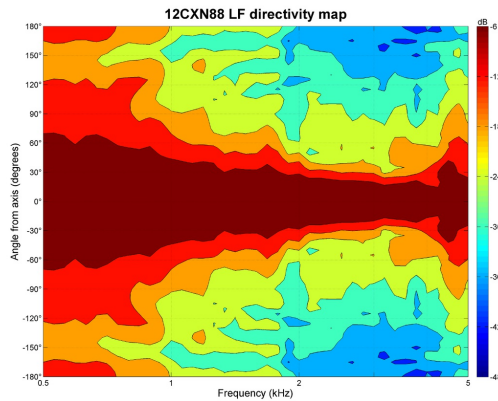
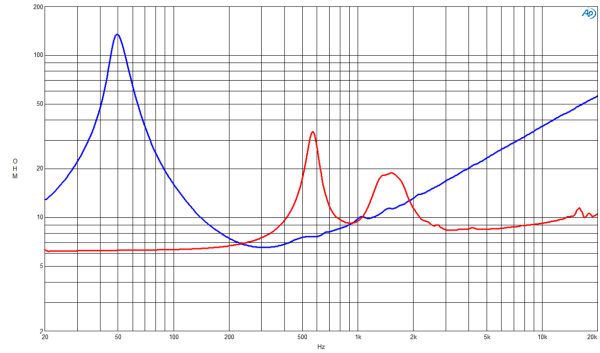
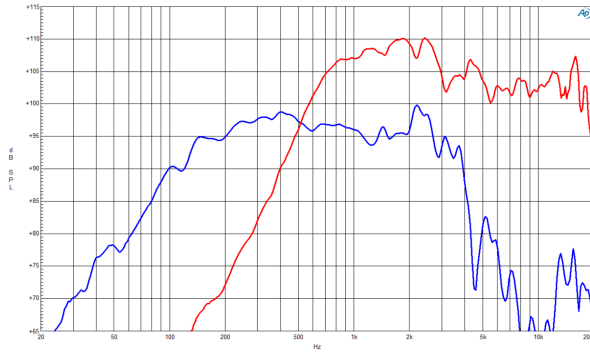
- 1000 W continuous program power capacity
- 80° nominal coverage
- 50 - 18000 Hz response
- 100 dB sensitivity
- Single Neodymium magnet assembly
- Aluminium demodulating ring allows a very low distortion figure
- Double silicone spider with optimized compliance



Continuing our never-ending quest for higher output, we now offer our popular single neodymium magnet coaxials with larger voice coils for increased power handling. A significant increase in magnet mass also improves sensitivity and cone control, while integrating our latest compression driver technologies improves sound quality and durability in the HF as well. For high output applications where fidelity at maximum SPL is the primary concern, consider the 12CXN88, with 3.5" LF and 3" HF voice coils. Power handling has increased to 1000W, while also improving nearly every other parameter (including Xvar) relative to our established 3" coil CXN76 series.

12CXN88

Coaxials- 12.0 Inches



SPECIFICATIONS

Nominal Diameter	320 mm (12.0 in)
Nominal Impedance	8 Ω
Minimum Impedance LF	6.6 Ω
Minimum Impedance HF	8.5 Ω
Frequency Range	50 - 18000 Hz
Dispersion Angle ¹	80 °
Woofer Cone Treatment	WP Waterproof Front Side
Magnet Material	Neodymium Ring

SPECIFICATIONS LF UNIT

LF Sensitivity ²	100.0 dB
LF Nominal Power Handling ³	500 W
LF Continuous Power Handling ⁴	1000 W
LF Voice Coil Diameter	88 mm (3.5 in)
LF Winding Material	Aluminium
LF Flux Density	1.05 T
Former Material	Glass Fibre
Winding Depth	21.5 mm (0.85 in)
Magnetic Gap Depth	11.0 mm (0.43 in)

SPECIFICATIONS HF UNIT

HF Sensitivity ⁵	106.0 dB
HF Nominal Power Handling ⁶	80 W
HF Continuous Power Handling ⁷	160 W
HF Voice Coil Diameter	75 mm (3.0 in)
HF Winding Material	Aluminium
HF Flux Density	1.75 T
Diaphragm Material	Titanium
Recommended Crossover ⁸	1.2 kHz
Inductance	0.14 mH

B&C Speakers s.p.a.

Via Poggiomoro, 1 - Loc. Vallina, 50012 Bagno a Ripoli (FI) - ITALY - Tel. +39 055 65721 - Fax +39 055 6572312 - mail@bcspeakers.com

PARAMETERS

Resonance Frequency	50 Hz
Re	5.0 Ω
Qes	0.23
Qms	8.3
Qts	0.22
Vas	59.0 dm ³ (2.08 ft ³)
Sd	522.0 cm ² (80.91 in ²)
η _e	3.6 %
Xmax	± 8.0 mm
Xvar	± 10.5 mm
Mms	60.0 g
Bl	20.9 Txm
Le	1.05 mH
EBP	217 Hz

MOUNTING AND SHIPPING INFO

Overall Diameter	315 mm (12.4 in)
Bolt Circle Diameter	298 mm (11.7 in)
Baffle Cutout Diameter	284 mm (11.18 in)
Depth	178 mm (7.01 in)
Flange and Gasket Thickness	13 mm (0.51 in)
Net Weight	6.85 kg (15.1 lb)
Shipping Units	1
Shipping Weight	8.15 kg (17.97 lb)
Shipping Box	425x425x224 mm (16.73x16.73x8.82 in)

CROSSOVER

FBCXN88 8Ω

SERVICE KIT

LF recone kit	RCK12CXN888
MF replacement diaphragm	MMD3DTN8M

1. Included by -6 dB down points.
2. Applied RMS Voltage is set to 2.83V.
3. 2 hours test made with continuous pink noise signal within the range Fs-10Fs. Power calculated on rated minimum impedance. Loudspeaker in free air.
4. Power on Continuous Program is defined as 3 dB greater than the Nominal rating.
5. Applied RMS Voltage is set to 2.83V.
6. 2 hour test made with continuous pink noise signal within the range from the recommended crossover frequency to 20 kHz. Power calculated on rated minimum impedance. Loudspeaker in free air.
7. Power on Continuous Program is defined as 3 dB greater than the Nominal rating.
8. 12 dB/oct. or higher slope high-pass filter.