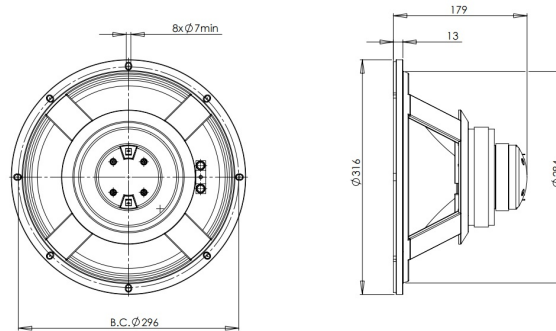


12CXT

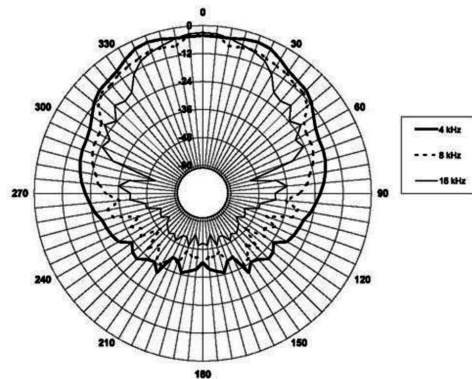
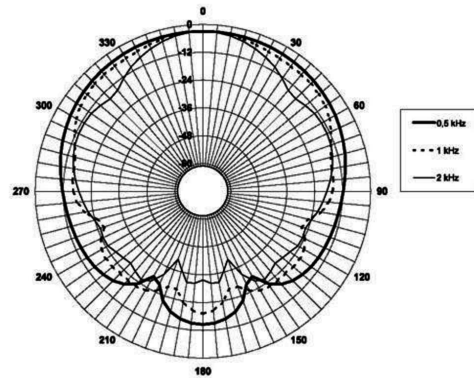
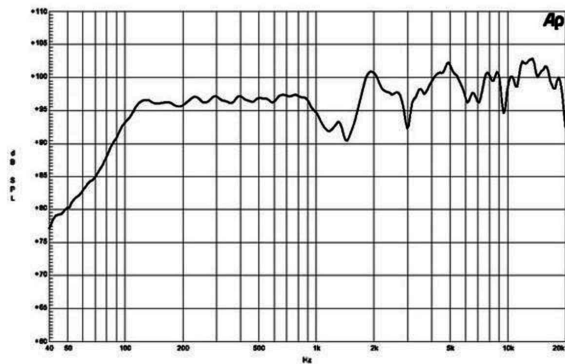
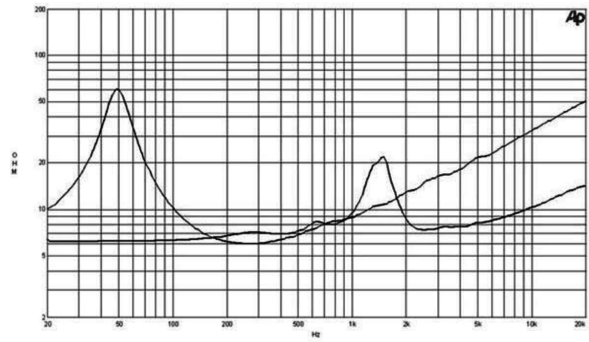
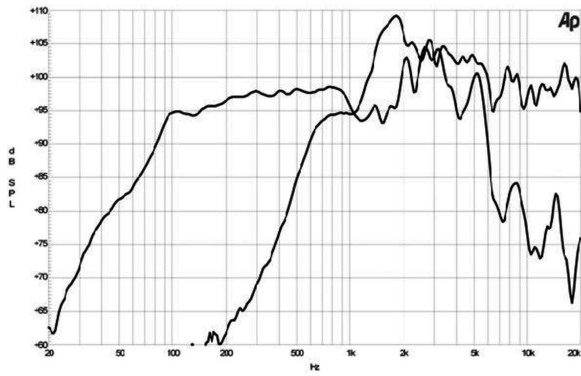
8Ω**Coaxials** - 12.0 Inches

- 400 W continuous program power capacity
- 90° nominal coverage
- 50 - 20000 Hz response
- 98 dB sensitivity
- 34.5 mm (1.35") HF unit exit diameter
- FB12CXT dedicated crossover network



12CXT

Coaxials- 12.0 Inches



SPECIFICATIONS

Nominal Diameter	320 mm (12.0 in)
Nominal Impedance	8 Ω
Minimum Impedance LF	6.0 Ω
Minimum Impedance HF	7.3 Ω
Frequency Range	50 - 20000 Hz
Dispersion Angle ¹	90 °
Woofer Cone Treatment	WP Waterproof Front Side
Magnet Material	Ceramic

SPECIFICATIONS LF UNIT

LF Sensitivity ²	98.0 dB
LF Nominal Power Handling ³	200 W
LF Continuous Power Handling ⁴	400 W
LF Voice Coil Diameter	51 mm (2.0 in)
LF Winding Material	Copper

SPECIFICATIONS HF UNIT

HF Sensitivity ⁵	102.0 dB
HF Nominal Power Handling ⁶	25 W
HF Continuous Power Handling ⁷	50 W
HF Voice Coil Diameter	36 mm (1.4 in)
HF Winding Material	Aluminium
Diaphragm Material	Mylar
Recommended Crossover ⁸	2.2 kHz

B&C Speakers s.p.a.

Via Poggiomoro, 1 - Loc. Vallina, 50012 Bagno a Ripoli (FI) - ITALY - Tel. +39 055 65721 - Fax +39 055 6572312 - mail@bcspeakers.com

PARAMETERS

Resonance Frequency	49 Hz
Re	5.3 Ω
Qes	0.35
Qms	3.9
Qts	0.32
Vas	91.0 dm ³ (3.2 ft ³)
Sd	522.0 cm ² (80.9 in ²)
η_e	3.1 %
Xmax	± 3.0 mm
Xvar	± 5.5 mm
Mms	43.0 g
Bl	14.4 Txm
Le	1.2 mH
EBP	140 Hz

MOUNTING AND SHIPPING INFO

Overall Diameter	316 mm (12.4 in)
Bolt Circle Diameter	296 mm (11.6 in)
Baffle Cutout Diameter	284 mm (11.2 in)
Depth	179 mm (7.05 in)
Flange and Gasket Thickness	13 mm (0.5 in)
Net Weight	5.3 kg (11.68 lb)
Shipping Weight	6.6 kg (14.55 lb)
Shipping Box	425x425x224 mm (16.73x16.73x8.82 in)

CROSSOVERFB12CXT 8 Ω **SERVICE KIT**

LF recone kit	RCK012CXT8
MF replacement diaphragm	MMD0128

1. Included by -6 dB down points.
2. Applied RMS Voltage is set to 2.83V.
3. 2 hours test made with continuous pink noise signal within the range Fs-10Fs. Power calculated on rated minimum impedance. Loudspeaker in free air.
4. Power on Continuous Program is defined as 3 dB greater than the Nominal rating.
5. Applied RMS Voltage is set to 2.83V.
6. 2 hour test made with continuous pink noise signal within the range from the recommended crossover frequency to 20 kHz. Power calculated on rated minimum impedance. Loudspeaker in free air.
7. Power on Continuous Program is defined as 3 dB greater than the Nominal rating.
8. 12 dB/oct. or higher slope high-pass filter.