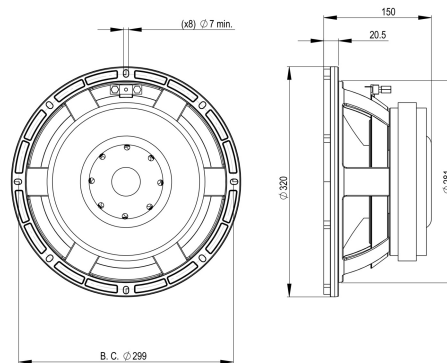


12FG100

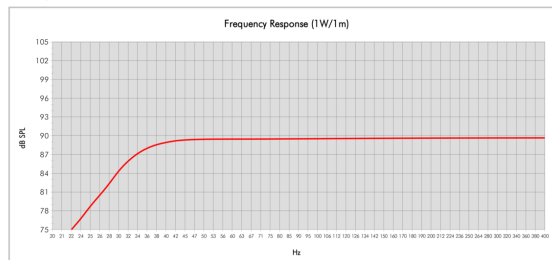
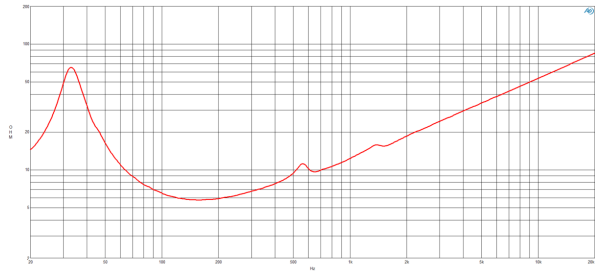
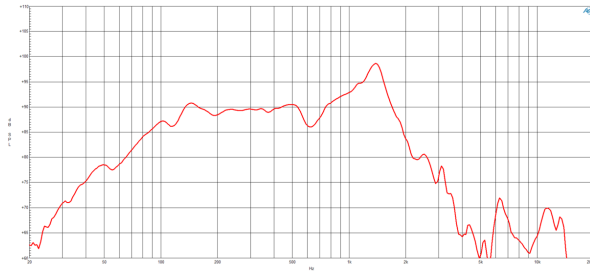
8Ω**LF Drivers - 12.0 Inches**

- 2000 W continuous program power capacity
- 100 mm (4 in) copper voice coil
- 34 - 1000 Hz response
- 91 dB sensitivity
- Ferrite magnet assembly
- Aluminium demodulating ring for very low distortion
- Double silicone spider with optimized compliance
- Ventilated voice coil gap for reduced power compression



12FG100

LF Drivers- 12.0 Inches



Model:	12FG100	Configuration:	One Driver
Enclosure Type:	Bas Reflex		
Internal Net Volume (litre):	50	Q _B :	7
Tuning Frequency (Hz):	34	Port Area (cm ²):	100.0
Frequency (-3 dB) (Hz):	33.2	Port Length (cm):	32.2
Frequency (-10 dB) (Hz):	25.8		

SPECIFICATIONS

Nominal Diameter	320 mm (12.0 in)
Nominal Impedance	8 Ω
Minimum Impedance	5.9 Ω
Nominal Power Handling ¹	1000 W
Continuous power handling ²	2000 W
Sensitivity (1W/1m) ³	91.0 dB
Frequency Range	34 - 1000 Hz
Voice Coil Diameter	100 mm (4.0 in)
Winding Material	Copper
Former Material	Glass Fibre
Winding Depth	26.5 mm (1.04 in)
Magnetic Gap Depth	12.0 mm (0.47 in)
Flux Density	1.1 T

DESIGN

Surround Shape	Roll
Cone Shape	Radial
Magnet Material	Ferrite Ring
Spider	Double Silicone
Pole Design	T-Pole
Woofers Cone Treatment	TWP Waterproof Both Sides
Recommended Enclosure	50.0 dm ³ (1.77 ft ³)
Recommended Tuning	34 Hz

PARAMETERS⁴

Resonance Frequency	34 Hz
Re	4.9 Ω
Q _{es}	0.39
Q _{ms}	5.1
Q _{ts}	0.36
V _{as}	49.0 dm ³ (1.73 ft ³)
S _d	522.0 cm ² (80.91 in ²)
η _o	0.49 %
X _{max}	± 10.3 mm
X _{var}	± 14.0 mm
M _{ms}	167.8 g
Bl	21.4 Txm
Le	0.96 mH
EBP	87 Hz

MOUNTING AND SHIPPING INFO

Overall Diameter	320 mm (12.6 in)
Bolt Circle Diameter	299 mm (11.77 in)
Baffle Cutout Diameter	282.0 mm (11.1 in)
Depth	150 mm (5.91 in)
Flange and Gasket Thickness	20 mm (0.81 in)
Air Volume Occupied by Driver	3.0 dm ³ (0.11 ft ³)
Net Weight	12.55 kg (27.67 lb)
Shipping Units	1
Shipping Weight	13.45 kg (29.65 lb)
Shipping Box	360x360x200 mm (14.17x14.17x7.87 in)

SERVICE KIT

Recone kit	RCK12FG1008
------------	-------------

B&C Speakers s.p.a.

Via Poggiomoro, 1 - Loc. Vallina, 50012 Bagno a Ripoli (FI) - ITALY - Tel. +39 055 65721 - Fax +39 055 6572312 - mail@bcspeakers.com

1. 2 hours test made with continuous pink noise signal within the range Fs-10Fs. Power calculated on rated minimum impedance. Loudspeaker in free air.
2. Power on Continuous Program is defined as 3 dB greater than the Nominal rating.
3. Applied RMS Voltage is set to 2.83 V for 8 ohms Nominal Impedance.
4. Thiele-Small parameters are measured after a high level 20 Hz sine wave preconditioning test.