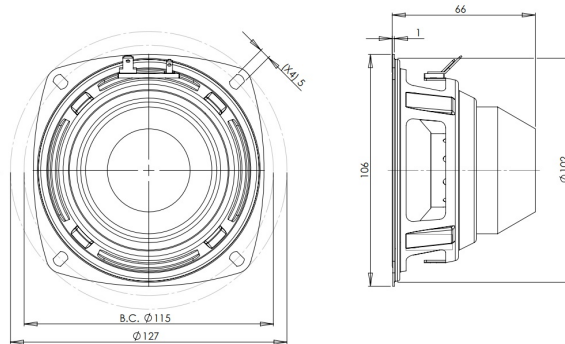


4NDF34

8Ω**LF Drivers** - 4.0 Inches

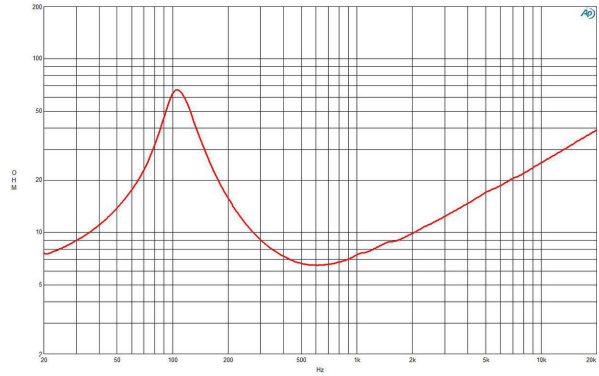
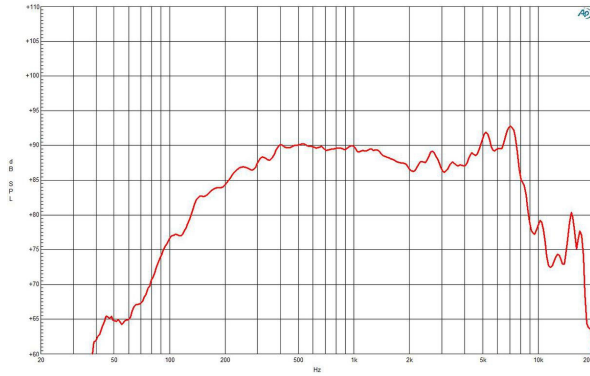
- 200 W continuous program power capacity
- 34 mm (1.34 in) copper voice coil
- 110 - 8000 Hz response
- 92 dB sensitivity
- Neodymium magnet allows a very light yet powerful motor assembly



Unique to B&C, a complete lineup of high sensitivity and power handling 4" frame transducers. These high technology products are made with our famously critical quality control, allowing new compact loudspeaker designs with appropriately scaled performance. For midrange applications our 4NDF34 offers 92dB sensitivity and 110 - 8000Hz frequency response.

4NDF34

LF Drivers- 4.0 Inches



SPECIFICATIONS

Nominal Diameter	100 mm (4.0 in)
Nominal Impedance	8 Ω
Minimum Impedance	6.4 Ω
Nominal Power Handling ¹	100 W
Continuous power handling ²	200 W
Sensitivity (1W/1m) ³	92.0 dB
Frequency Range	110 - 8000 Hz
Voice Coil Diameter	34 mm (1.34 in)
Winding Material	Copper
Former Material	Glass Fibre
Winding Depth	11.0 mm (0.43 in)
Magnetic Gap Depth	7.0 mm (0.28 in)
Flux Density	1.25 T

DESIGN

Surround Shape	Double Roll
Cone Shape	Exponential
Magnet Material	Neodymium Inside Slug
Spider	Single
Pole Design	T-Pole
Woofer Cone Treatment	TWP Waterproof Both Sides

PARAMETERS⁴

Resonance Frequency	110 Hz
Re	5.5 Ω
Qes	0.28
Qms	4.2
Qts	0.27
Vas	1.6 dm ³ (0.06 ft ³)
Sd	57.0 cm ² (8.84 in ²)
η _o	0.7 %
Xmax	± 3.8 mm
Xvar	± 5.7 mm
Mms	6.1 g
Bl	9.0 Txm
Le	0.23 mH
EBP	392 Hz

MOUNTING AND SHIPPING INFO

Overall Diameter	127 mm (5.0 in)
Bolt Circle Diameter	115 mm (4.53 in)
Baffle Cutout Diameter	103.0 mm (4.06 in)
Depth	66 mm (2.6 in)
Flange and Gasket Thickness	3 mm (0.12 in)
Air Volume Occupied by Driver	0.25 dm ³ (0.01 ft ³)
Net Weight	0.55 kg (1.21 lb)
Shipping Units	1
Shipping Weight	0.67 kg (1.48 lb)
Shipping Box	117x120x110 mm (4.61x4.72x4.33 in)

SERVICE KIT

Recone kit	RCK04NDF34
------------	------------

1. 2 hours test made with continuous pink noise signal within the range Fs-10Fs. Power calculated on rated minimum impedance. Loudspeaker in free air.
2. Power on Continuous Program is defined as 3 dB greater than the Nominal rating.
3. Applied RMS Voltage is set to 2.83 V for 8 ohms Nominal Impedance.
4. Thiele-Small parameters are measured after a high level 20 Hz sine wave preconditioning test.