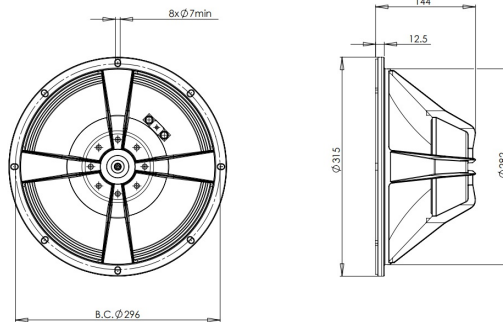


12HPL76

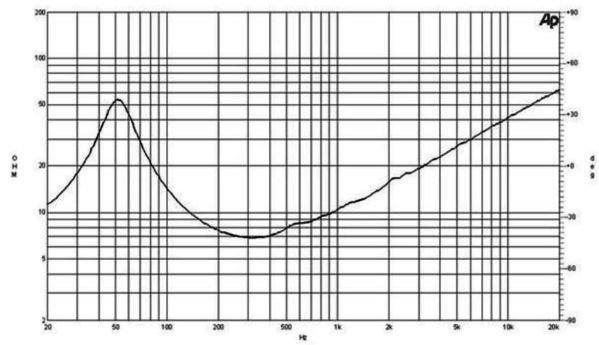
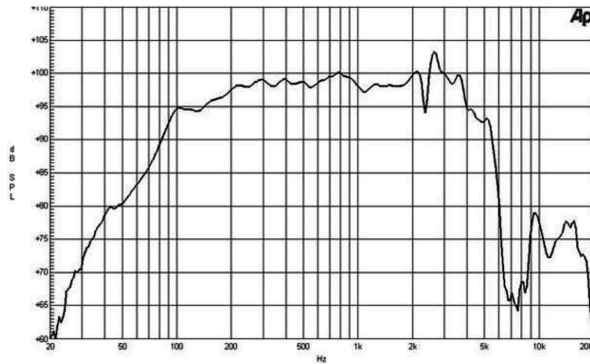
8Ω**LF Drivers - 12.0 Inches**

- 700 W continuous program power capacity
- 76 mm (3 in) aluminium voice coil
- 50 - 3500 Hz response
- 99 dB sensitivity
- Neodymium magnet allows a very light yet powerful motor assembly
- Ventilated voice coil gap for reduced power compression



12HPL76

LF Drivers- 12.0 Inches



SPECIFICATIONS

Nominal Diameter	320 mm (12.0 in)
Nominal Impedance	8 Ω
Minimum Impedance	6.7 Ω
Nominal Power Handling ¹	350 W
Continuous power handling ²	700 W
Sensitivity (1W/1m) ³	99.0 dB
Frequency Range	50 - 3500 Hz
Voice Coil Diameter	76 mm (3.0 in)
Winding Material	Aluminium
Former Material	Glass Fibre
Winding Depth	18.0 mm (0.68 in)
Magnetic Gap Depth	10.0 mm (0.4 in)
Flux Density	1.15 T

DESIGN

Surround Shape	Double Roll
Cone Shape	Exponential
Magnet Material	Neodymium Inside Slug
Spider	Single
Pole Design	Straight Pole
Woofer Cone Treatment	None
Recommended Enclosure	40.0 dm ³ (1.41 ft ³)
Recommended Tuning	70 Hz

PARAMETERS⁴

Resonance Frequency	49 Hz
Re	6.0 Ω
Qes	0.26
Qms	2.5
Qts	0.25
Vas	91.0 dm ³ (3.2 ft ³)
Sd	522.0 cm ² (80.9 in ²)
η_0	4.1 %
Xmax	\pm 4.0 mm
Xvar	\pm 5.5 mm
Mms	43.0 g
Bl	17.3 Txm
Le	1.5 mH
EBP	188 Hz

MOUNTING AND SHIPPING INFO

Overall Diameter	315 mm (12.4 in)
Bolt Circle Diameter	296 mm (11.6 in)
Baffle Cutout Diameter	282.0 mm (11.1 in)
Depth	144 mm (5.7 in)
Flange and Gasket Thickness	13 mm (0.5 in)
Air Volume Occupied by Driver	0.0 dm ³ (0.0 ft ³)
Net Weight	3.15 kg (6.94 lb)
Shipping Units	1
Shipping Weight	4.05 kg (8.93 lb)
Shipping Box	360x360x200 mm (14.17x14.17x7.87 in)

SERVICE KIT

Recone kit	RCK012HPL768
------------	--------------

1. 2 hours test made with continuous pink noise signal within the range Fs-10Fs. Power calculated on rated minimum impedance. Loudspeaker in free air.
2. Power on Continuous Program is defined as 3 dB greater than the Nominal rating.
3. Applied RMS Voltage is set to 2.83 V for 8 ohms Nominal Impedance.
4. Thiele-Small parameters are measured after a high level 20 Hz sine wave preconditioning test.