


ME464-354

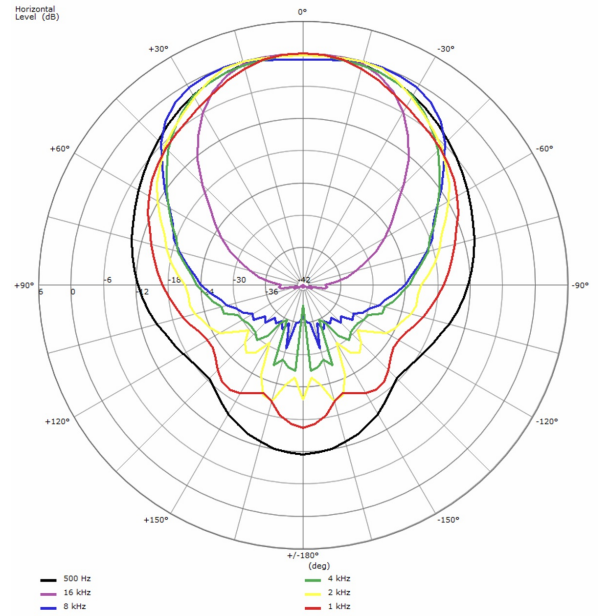
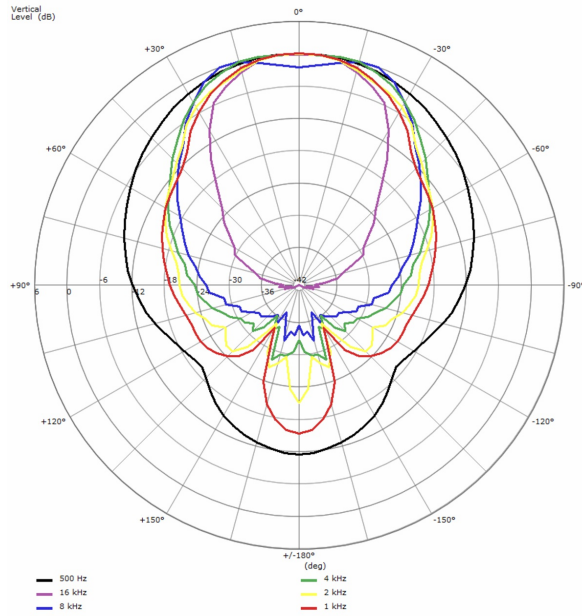
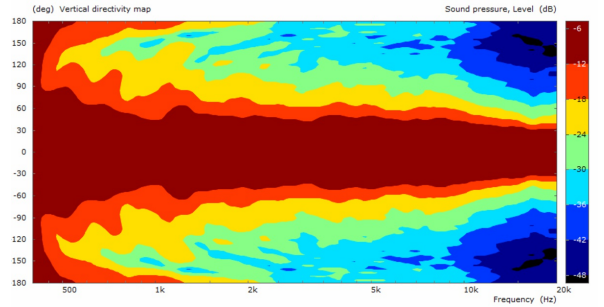
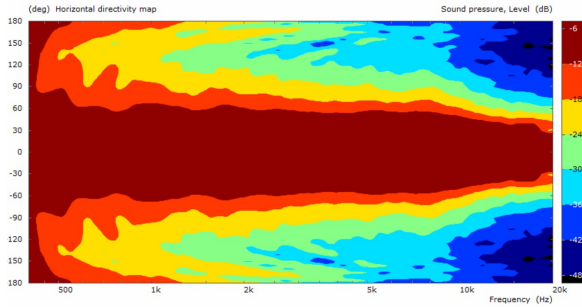
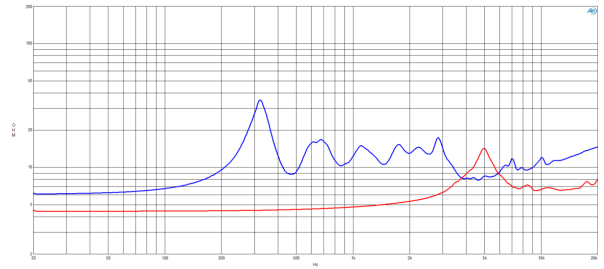
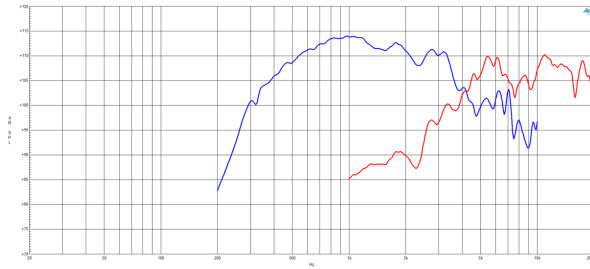
8Ω**Horn/Driver Combinations - 1.4 Inches**

- Constant Directivity horn with DCX354-8 driver
- Time coherent coaxial ring radiator design
- 80x60° nominal coverage*
- 110.1 dB sensitivity
- 180 W continuous program power capacity
- Neodymium magnet assembly
- (*revised 20/10/20)



ME464-354

Horn/Driver Combinations- 1.4 Inches



SPECIFICATIONS

Nominal Impedance	8 Ω
Nominal Coverage Horizontal	80.0 °
Nominal Coverage Vertical	60.0 °
Cutoff Frequency	0.3 kHz
Design	Constant Directivity
Material	Polyurethane

SPECIFICATIONS HF UNIT

Minimum Impedance	6.5 Ω
Nominal Power Handling	50 W
Continuous power handling ¹	100 W
Sensitivity (1W/1m) ²	107.0 dB
Frequency Range	5.0 - 20.0 kHz
Voice Coil Diameter	51 mm (2.0 in)
Flux Density	1.96 T
Recommended Crossover ³	4.5 kHz
HF Inductance	0.1 mH
Winding Material	Aluminium
Diaphragm Material	HT Polymer
Magnet Material	Neodymium

SPECIFICATIONS MF UNIT

MF Minimum Impedance	7.9 Ω
MF Nominal Power Handling ⁴	90 W
MF Continuous Power Handling ⁵	180 W
Sensitivity (1W/1m) ⁶	110.1 dB
MF Frequency Range	0.4 - 6.0 kHz
MF Voice Coil Diameter	76 mm (2.99 in)
MF Flux Density	1.93 T
MF Recommended Crossover ⁷	0.4 kHz
MF Inductance	0.26 mH
MF Winding Material	Aluminium
Diaphragm Material	HT Polymer
Magnet Material	Neodymium

B&C Speakers s.p.a.

Via Poggiomoro, 1 - Loc. Vallina, 50012 Bagno a Ripoli (FI) - ITALY - Tel. +39 055 65721 - Fax +39 055 6572312 - mail@bcspeakers.com

MOUNTING AND SHIPPING INFO

Baffle Cutout Dimension
538x470 mm (21.18x18.50 in)

Driver Diameter 130 mm (5.12 in)

Dimensions
575x505x535 mm (22.64x19.88x21.06 in)

Net Weight 7.3 kg (16.09 lb)

1. Power on Continuous Program is defined as 3 dB greater than the Nominal rating.
2. Applied RMS Voltage is set to 2.83 V for 8 ohms Nominal Impedance.
3. 12 dB/oct. Or higher slope high-pass filter.
4. AES Standard
5. Power on Continuous Program is defined as 3 dB greater than the Nominal rating.
6. Applied RMS Voltage is set to 2.83 V for 8 ohms Nominal Impedance.
7. 12 dB/oct. Or higher slope high-pass filter.