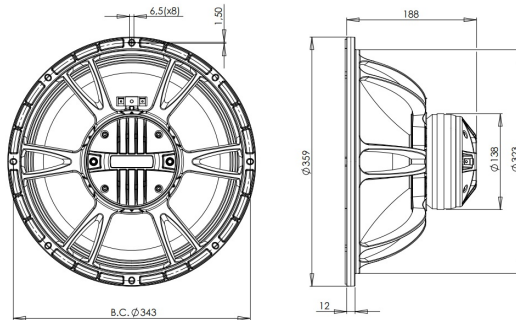


14CXN76

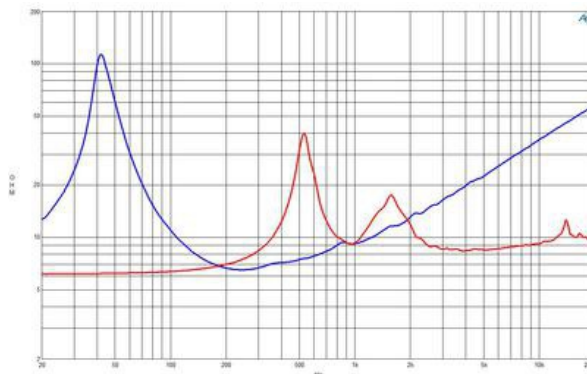
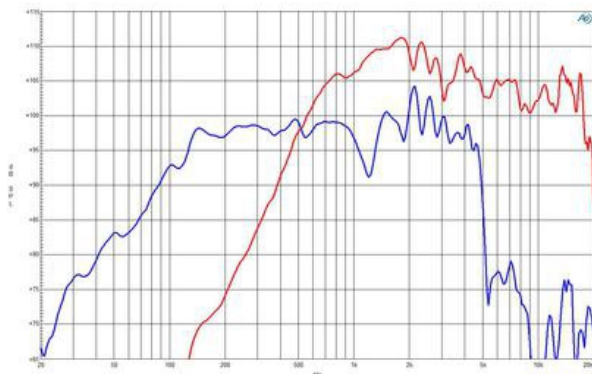
8Ω**Coaxials - 14.0 Inches**

- 800 W continuous program power capacity
- 80° nominal coverage
- 45 - 18000 Hz response
- 100 dB sensitivity
- 50.5 mm (2") HF unit exit diameter
- Single Neodymium magnet assembly



14CXN76

Coaxials- 14.0 Inches



SPECIFICATIONS

Nominal Diameter	355 mm (14.0 in)
Nominal Impedance	8 Ω
Minimum Impedance LF	6.5 Ω
Minimum Impedance HF	8.2 Ω
Frequency Range	45 - 18000 Hz
Dispersion Angle ¹	80 °
Woofer Cone Treatment	WP Waterproof Front Side
Magnet Material	Neodymium Ring

PARAMETERS

Resonance Frequency	45 Hz
Re	5.2 Ω
Qes	0.29
Qms	8.5
Qts	0.28
Vas	131.0 dm ³ (4.63 ft ³)
Sd	707.0 cm ² (109.59 in ²)
η _o	4.0 %
X _{max}	6.0 mm
X _{var}	8.0 mm
M _{ms}	67.0 g
Bl	18.4 Txm
Le	1.0 mH
EBP	155 Hz

SPECIFICATIONS LF UNIT

LF Sensitivity ²	100.0 dB
LF Nominal Power Handling ³	400 W
LF Continuous Power Handling ⁴	800 W
LF Voice Coil Diameter	76 mm (3.0 in)
LF Winding Material	Copper
LF Flux Density	1.05 T
Former Material	Glass Fibre
Winding Depth	16.5 mm (0.65 in)
Magnetic Gap Depth	9.0 mm (0.35 in)

MOUNTING AND SHIPPING INFO

Overall Diameter	359 mm (14.13 in)
Bolt Circle Diameter	343 mm (13.5 in)
Baffle Cutout Diameter	323 mm (12.72 in)
Depth	188 mm (7.4 in)
Flange and Gasket Thickness	12 mm (0.47 in)
Net Weight	5.6 kg (12.35 lb)
Shipping Units	1
Shipping Weight	6.9 kg (15.21 lb)
Shipping Box	425x425x224 mm (16.73x16.73x8.82 in)

SPECIFICATIONS HF UNIT

HF Sensitivity ⁵	105.0 dB
HF Nominal Power Handling ⁶	80 W
HF Continuous Power Handling ⁷	160 W
HF Voice Coil Diameter	75 mm (3.0 in)
HF Winding Material	Aluminium
HF Flux Density	1.8 T
Diaphragm Material	Polyester/Titanium
Recommended Crossover ⁸	1.2 kHz
Inductance	0.14 mH

SERVICE KIT

Service Kit LF	RCK14CXN768
Replacement diaphragm	MMD9028M

- Included by -6 dB down points.
- Applied RMS Voltage is set to 2.83V.
- 2 hours test made with continuous pink noise signal (6 dB crest factor) within the range Fs-10Fs. Power calculated on rated minimum impedance. Loudspeaker in free air.
- Power on Continuous Program is defined as 3 dB greater than the Nominal rating.
- Applied RMS Voltage is set to 2.83V.
- 2 hour test made with continuous pink noise signal (6 dB crest factor) within the range from the recommended crossover frequency to 20 kHz. Power calculated on rated minimum impedance. Loudspeaker in free air.
- Power on Continuous Program is defined as 3 dB greater than the Nominal rating.
- 12 dB/oct. or higher slope high-pass filter.