

10CXN64 8 Ω

- 500 W continuous program power capacity
- 70° nominal coverage
- 70 - 18000 Hz response
- 97 dB sensitivity
- Single Neodymium magnet assembly
- Aluminium demodulating ring allows a very low distortion figure

Continuing our never-ending quest for higher output, we now offer our popular single neodymium magnet coaxials with larger voice coils for increased power handling. A significant increase in magnet mass also improves sensitivity and cone control, while integrating our latest compression driver technologies improves sound quality and durability in the HF as well. For high output applications where fidelity at maximum SPL is the primary concern, consider the 10CXN64 with 2.5" LF & HF voice coils. Power handling has increased to 500W, while also improving nearly every other parameter (including Xvar) relative to our established 10" coax models.



10CXN64 8 Ω

GENERAL

Nominal Diameter	250 mm (10 in)
Nominal Impedance	8 Ω
Frequency Range	70 Hz - 18000 Hz
Dispersion Angle	70 °
Included by -6 dB down points.	

PARAMETERS

Fs	68 Hz
Re	5.6 Ω
Qes	0.33
Qms	5.6
Qts	0.31
Vas	23 dm³ (0.81 ft³)
Sd	320 cm² (49.6 in²)
η0	2.2 %
Xvar	5 mm
Mms	33.5 g
Bl	15.8 Tm
Le	1.1 mH
EBP	206 Hz

SPECIFICATIONS HF UNIT

Nominal Diameter	250 mm (10 in)
Nominal Impedance	8 Ω
Minimum Impedance	7 Ω
Nominal Power Handling	80 W
2 hour test made with continuous pink noise signal within the range from the recommended crossover frequency to 20 kHz. Power calculated on rated minimum impedance. Loudspeaker in free air.	
Continuous Power Handling	160 W
Power on Continuous Program is defined as 3 dB greater than the Nominal rating.	
Sensitivity	103 dB
Applied RMS Voltage is set to 2.83V.	
Recommended Crossover	1.2 kHz
12 dB/oct. or higher slope high-pass filter.	
Voice Coil Diameter	65 mm (2.5 in)
Winding Material	CCAW
Inductance	0.15 mH
Flux Density	1.75 T
Diaphragm Material	Titanium

SPECIFICATIONS LF UNIT

Nominal Diameter	250 mm (10 in)
Nominal Impedance	8 Ω
Minimum Impedance	6.7 Ω
Nominal Power Handling	250 W
2 hours test made with continuous pink noise signal within the range Fs-10Fs. Power calculated on rated minimum impedance. Loudspeaker in free air.	
Continuous Power Handling	500 W
Power on Continuous Program is defined as 3 dB greater than the Nominal rating.	
Sensitivity	97 dB
Applied RMS Voltage is set to 2.83V.	
Voice Coil Diameter	64 mm (2.5 in)
Winding Material	Copper
Former Material	Kapton
Winding Depth	15 mm (0.59 in)
Magnetic Gap Depth	9 mm (0.35 in)
Flux Density	1.1 T
Woofer Cone Treatment	WP Waterproof Front Side

DESIGN

Magnet Material	Neodymium Ring
Woofer Cone Treatment	WP Waterproof Front Side

MOUNTING AND SHIPPING INFO

Overall Diameter	261 mm (10.28 in)
Bolt Circle Diameter	245 mm (9.65 in)
Baffle Cutout Diameter	233 mm (9.17 in)
Depth	142 mm (5.59 in)
Flange and Gasket Thickness	13 mm (0.51 in)
Net Weight	3.95 kg (8.71 lb)
Shipping Units	1 pcs
Shipping Weight	4.85 kg (10.69 lb)
Shipping Box	360x360x200 mm (14.17x14.17x7.87 in)

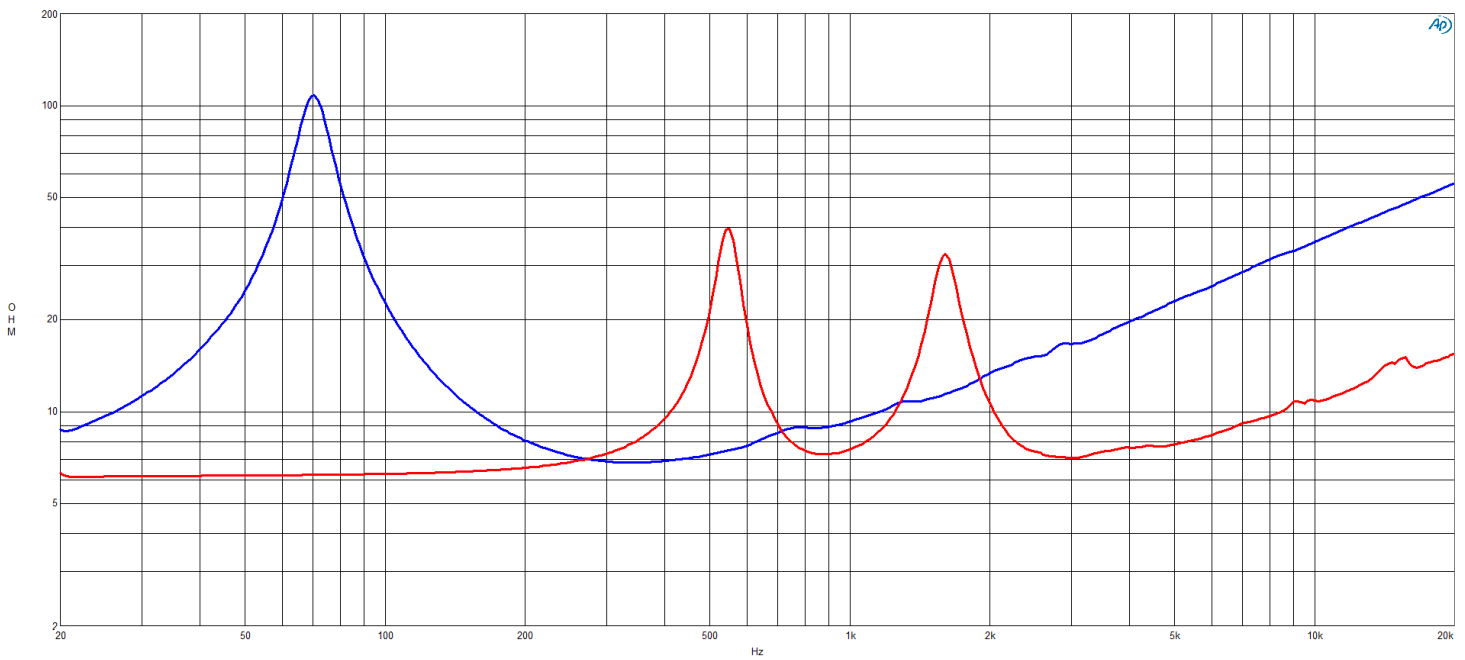
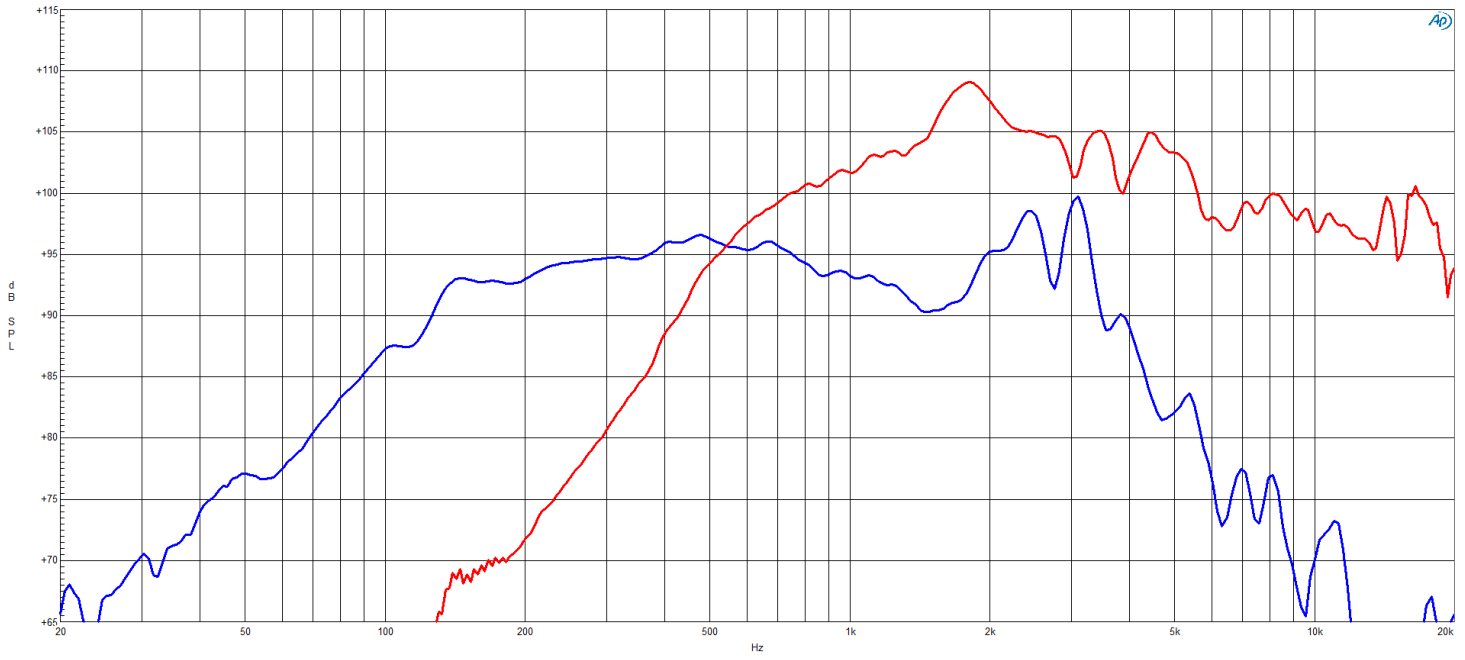
CROSSOVER

FB10CX64	8 Ω
----------	------------

SERVICE KITS

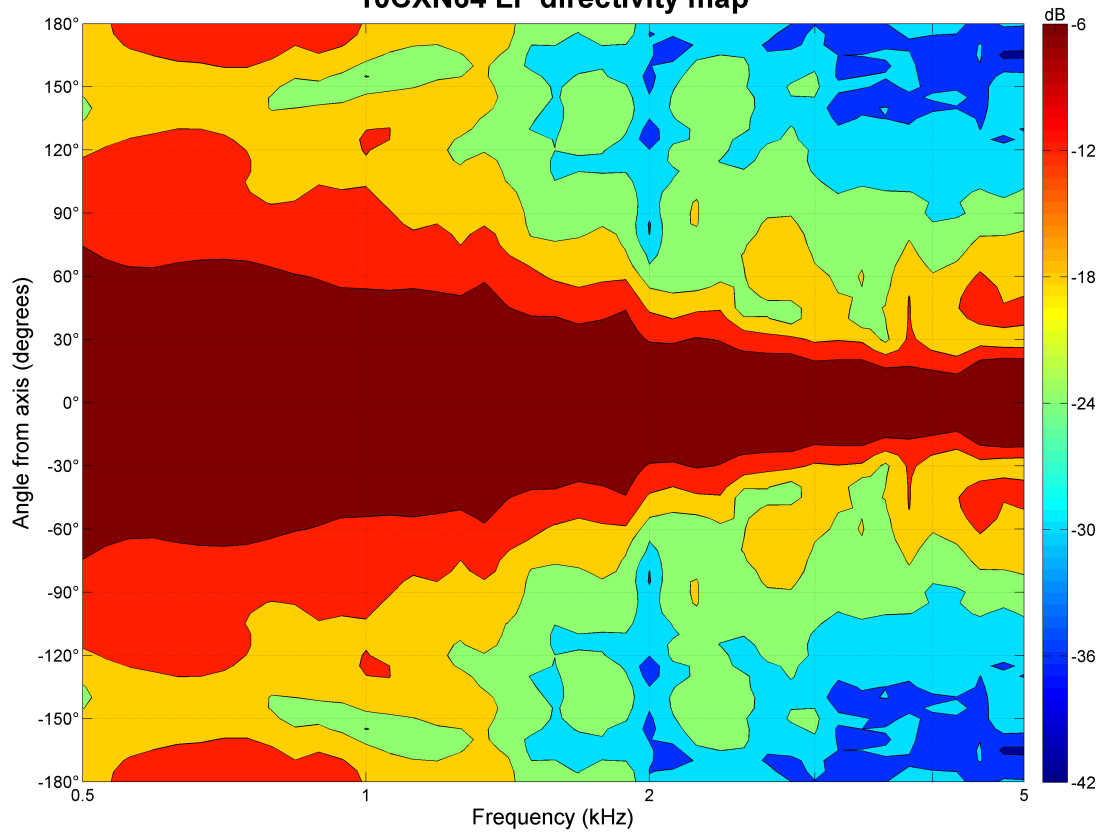
HF replacement-diaphragm	MMD620TN8M
LF recone-kits	RCK10CXN648

10CXN64 8 Ω

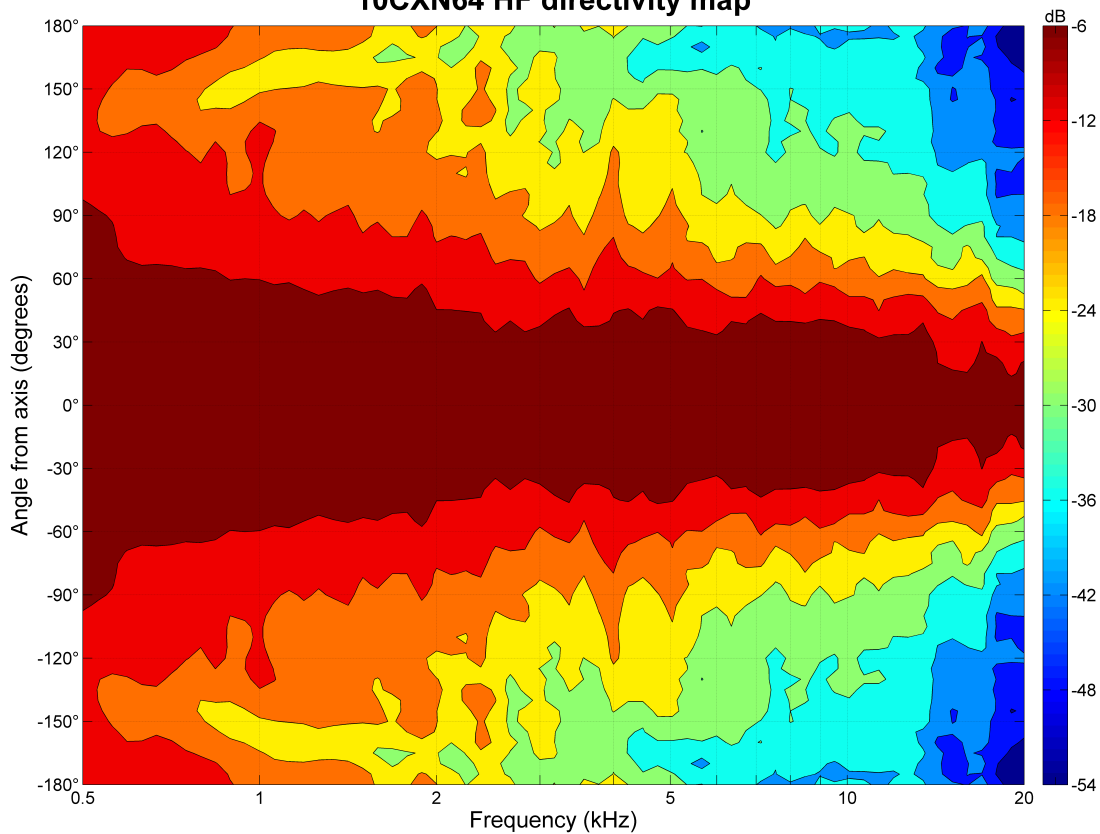


10CXN64 8 Ω

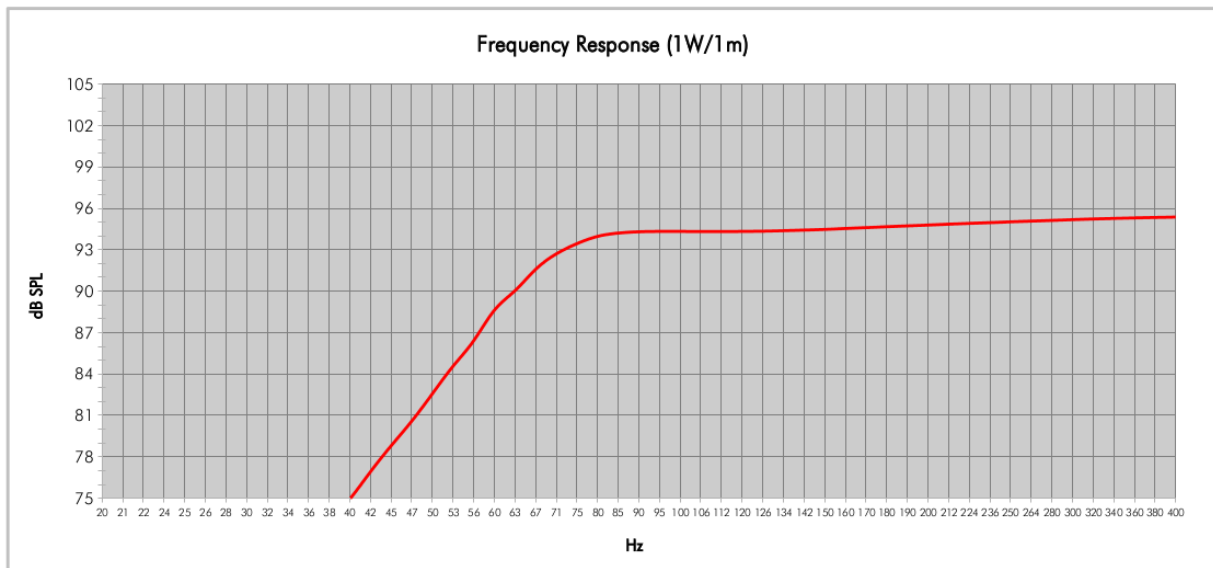
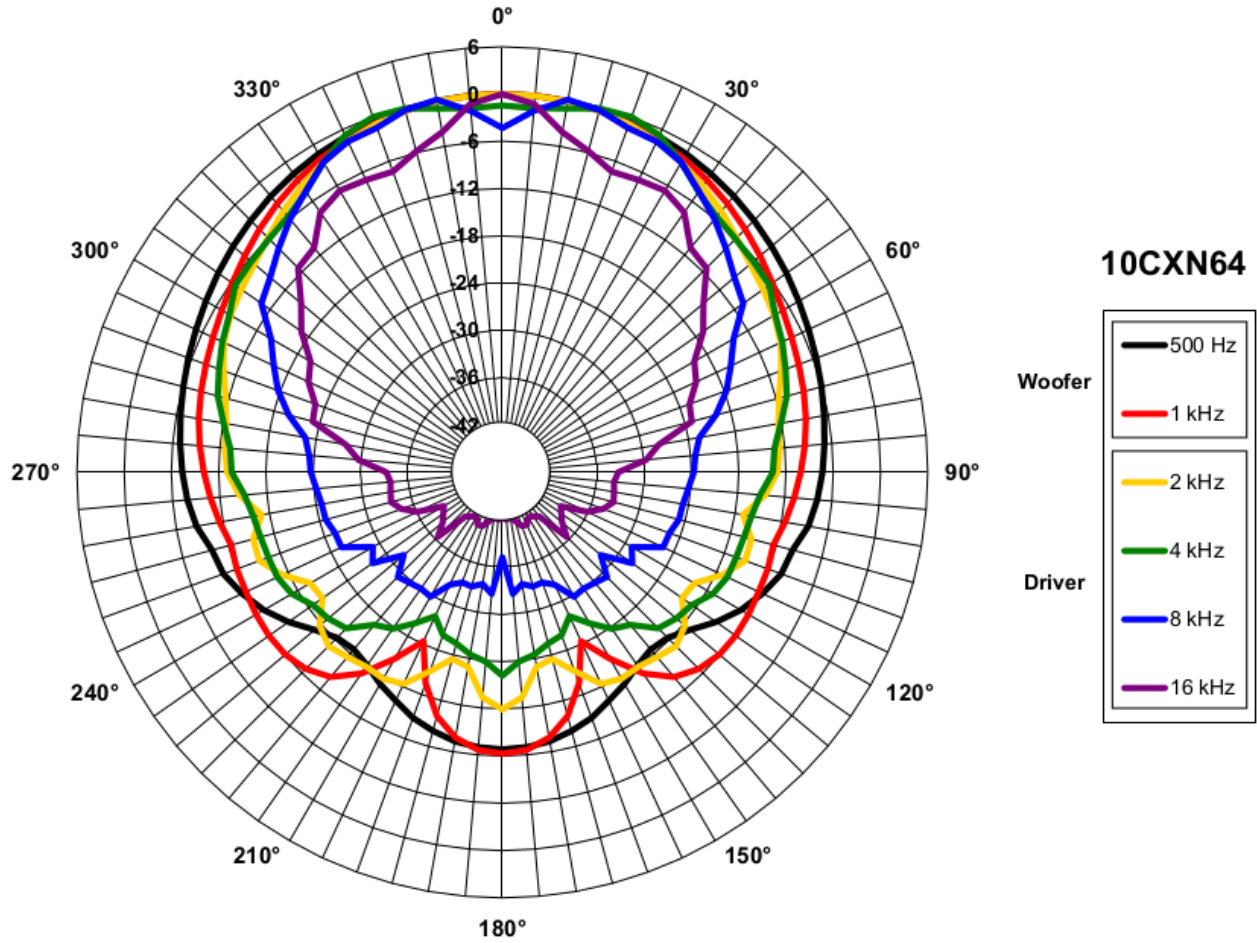
10CXN64 LF directivity map



10CXN64 HF directivity map



10CXN64 8 Ω



Model:	10CXN64	Configuration:	One Driver
Enclosure Type:	Bass Reflex		
Internal Net Volume (Litres):	21	QB:	7
Tuning Frequency (Hz):	70,8	Port Area (cm ²):	90,0
Frequency (-3 dB) (Hz):	70,8	Port Length (cm):	17,0
Frequency (-10 dB) (Hz):	54,8		



Professional loudspeaker transducers since 1946

B&C Speakers S.p.A. Via Poggiomoro, 1 - Loc. Vallina, 50012 Bagno a Ripoli (FI) | ITALY
Tel. +39 055 65721 | Fax +39 055 6572312 | mail@bcspeakers.com

10CXN64 8 Ω

