

15CXN88 8 Ω

- 1000 W continuous program power capacity
- 80° nominal coverage
- 45 - 18000 Hz response
- 100 dB sensitivity
- Single Neodymium magnet assembly
- Aluminium demodulating ring allows a very low distortion figure
- Double spider with optimized compliance

Continuing our never-ending quest for higher output, we now offer our popular single neodymium magnet coaxials with larger voice coils for increased power handling. A significant increase in magnet mass also improves sensitivity and cone control, while integrating our latest compression driver technologies improves sound quality and durability in the HF as well. For high output applications where fidelity at maximum SPL is the primary concern, consider the 15CXN88, with 3.5" LF and 3" HF voice coils. Power handling has increased to 1000W, while also improving nearly every other parameter (including Xvar) relative to our established 3" coil CXN76 series.



15CXN88 8 Ω

GENERAL

Nominal Diameter	380 mm (15 in)
Nominal Impedance	8 Ω
Frequency Range	45 Hz - 18000 Hz
Dispersion Angle	80 °
Included by -6 dB down points.	

PARAMETERS

Fs	47 Hz
Re	4.6 Ω
Qes	0.31
Qms	12.6
Qts	0.3
Vas	124 dm³ (4.38 ft³)
Sd	855 cm² (132.53 in²)
η0	4 %
Xvar	9.5 mm
Mms	94 g
Bl	20.15 Tm
Le	0.95 mH
EBP	152 Hz

SPECIFICATIONS HF UNIT

Nominal Diameter	380 mm (15 in)
Nominal Impedance	8 Ω
Minimum Impedance	8.5 Ω
Nominal Power Handling	80 W
2 hour test made with continuous pink noise signal within the range from the recommended crossover frequency to 20 kHz. Power calculated on rated minimum impedance. Loudspeaker in free air.	
Continuous Power Handling	160 W
Power on Continuous Program is defined as 3 dB greater than the Nominal rating.	
Sensitivity	106 dB
Applied RMS Voltage is set to 2.83V.	
Recommended Crossover	1.2 kHz
12 dB/oct. or higher slope high-pass filter.	
Voice Coil Diameter	75 mm (3 in)
Winding Material	Aluminium
Inductance	0.14 mH
Flux Density	1.75 T
Diaphragm Material	Titanium

SPECIFICATIONS LF UNIT

Nominal Diameter	380 mm (15 in)
Nominal Impedance	8 Ω
Minimum Impedance	5.8 Ω
Nominal Power Handling	500 W
2 hours test made with continuous pink noise signal within the range Fs-10Fs. Power calculated on rated minimum impedance. Loudspeaker in free air.	
Continuous Power Handling	1000 W
Power on Continuous Program is defined as 3 dB greater than the Nominal rating.	
Sensitivity	100 dB
Applied RMS Voltage is set to 2.83V.	
Voice Coil Diameter	88 mm (3.5 in)
Winding Material	Aluminium
Former Material	Glass Fibre
Winding Depth	22 mm (0.87 in)
Magnetic Gap Depth	11 mm (0.43 in)
Flux Density	1.2 T
Woofer Cone Treatment	WP Waterproof Front Side

DESIGN

Surround Shape	Triple Roll
Magnet Material	Neodymium Ring
Woofer Cone Treatment	WP Waterproof Front Side

MOUNTING AND SHIPPING INFO

Overall Diameter	393 mm (15.47 in)
Bolt Circle Diameter	374 mm (14.72 in)
Baffle Cutout Diameter	356 mm (14.02 in)
Depth	208 mm (8.19 in)
Flange and Gasket Thickness	15 mm (0.59 in)
Net Weight	7.65 kg (16.87 lb)
Shipping Units	1 pcs
Shipping Weight	9.25 kg (20.39 lb)
Shipping Box	500x495x275 mm (19.69x19.49x10.83 in)

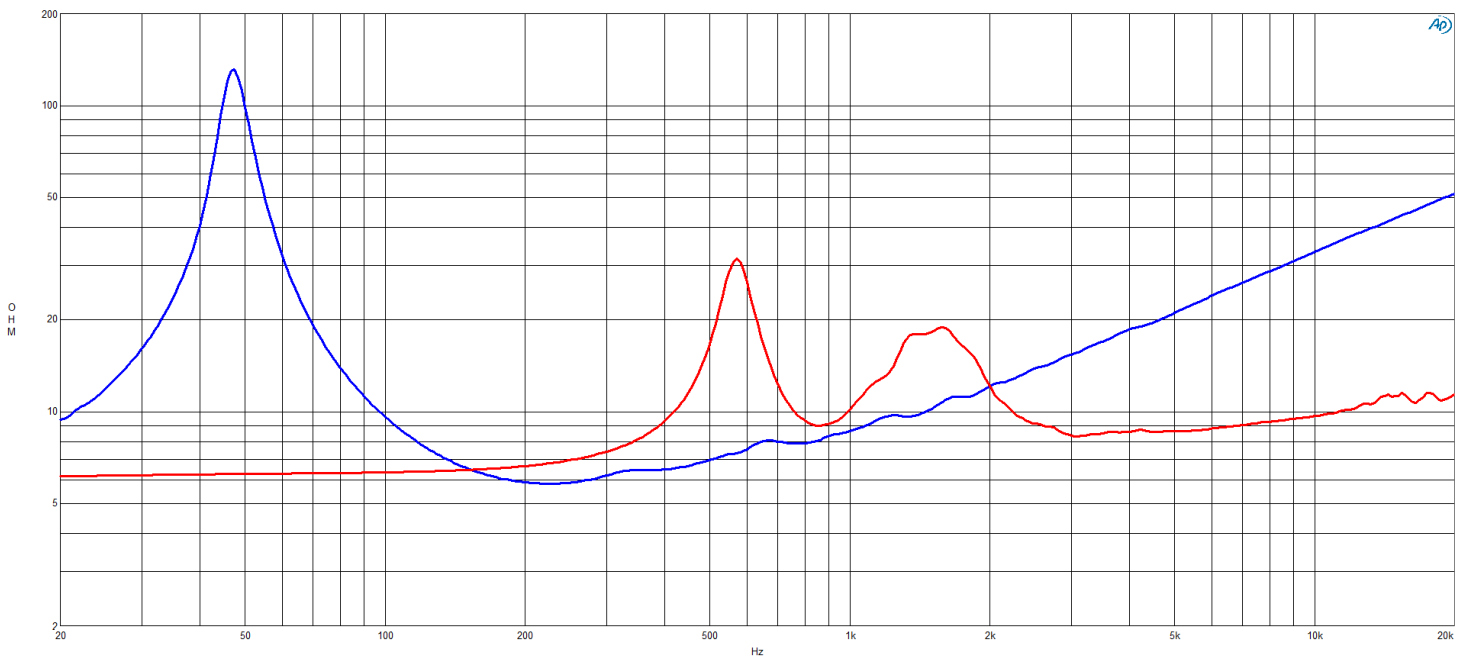
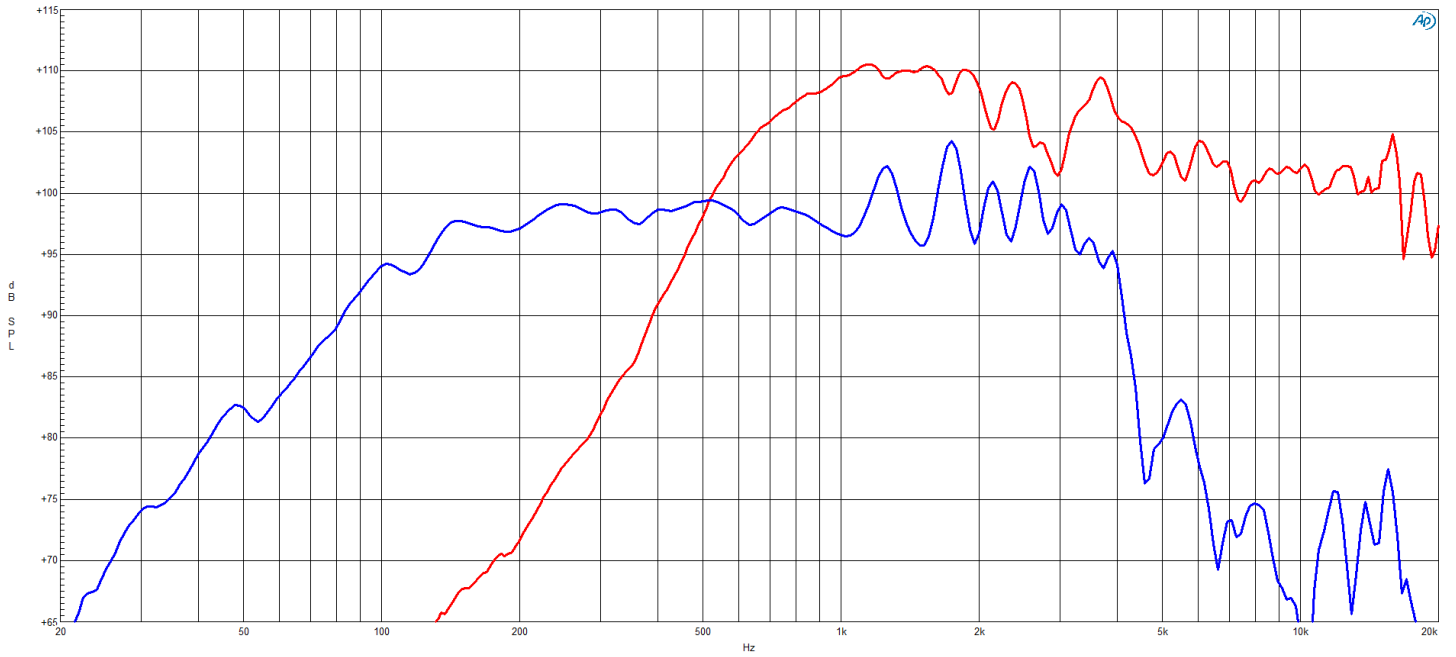
CROSSOVER

FBCXN88	8 Ω
---------	------------

SERVICE KITS

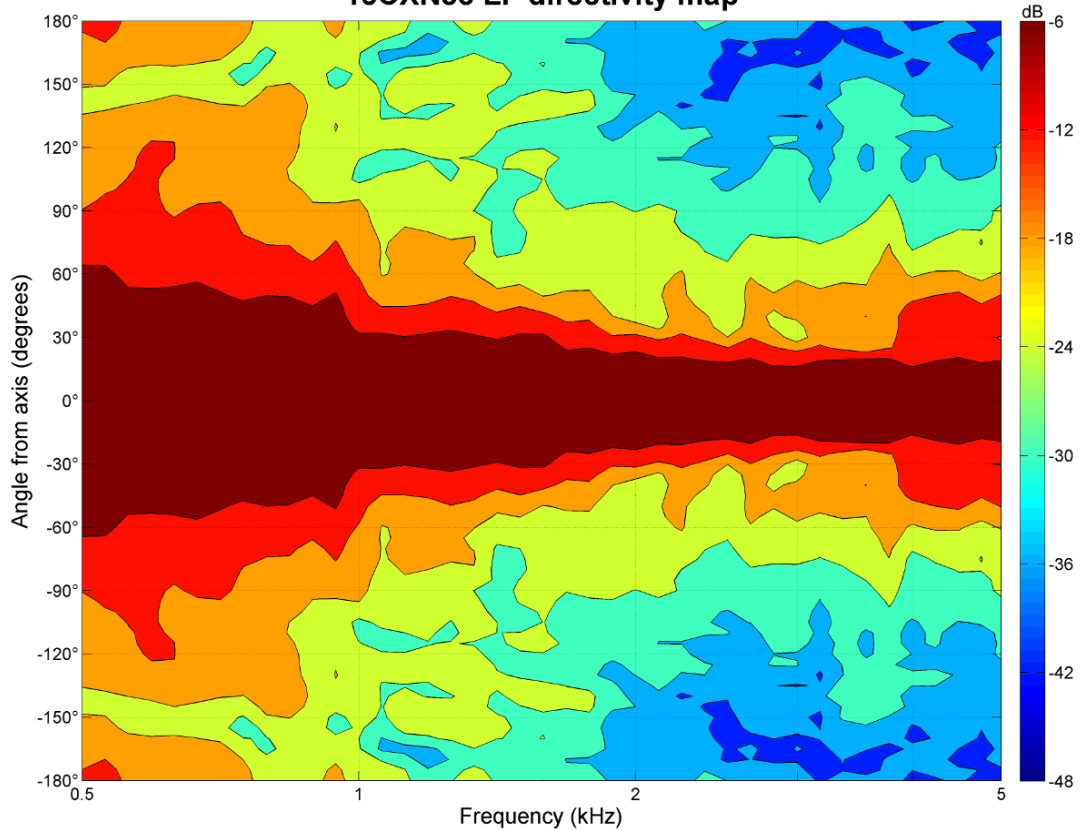
HF replacement-diaphragm	MMD3DTN8M
LF recone-kits	RCK15CXN888

15CXN88 8 Ω

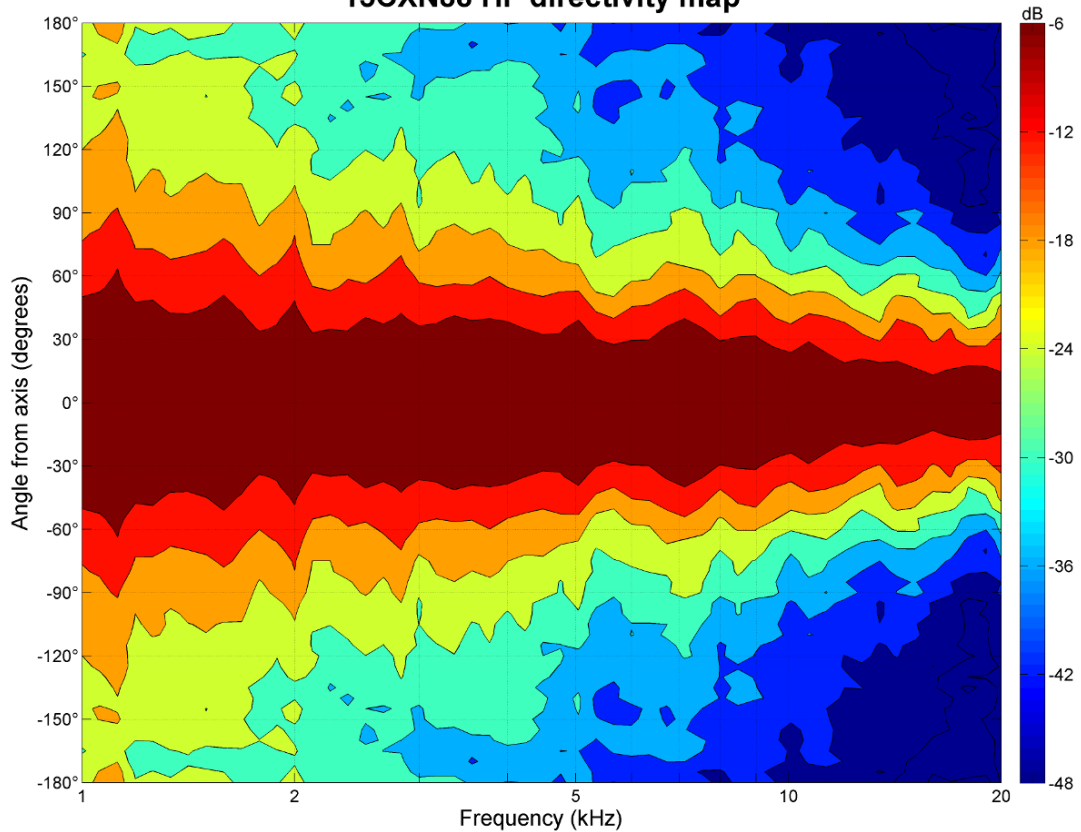


15CXN88 8 Ω

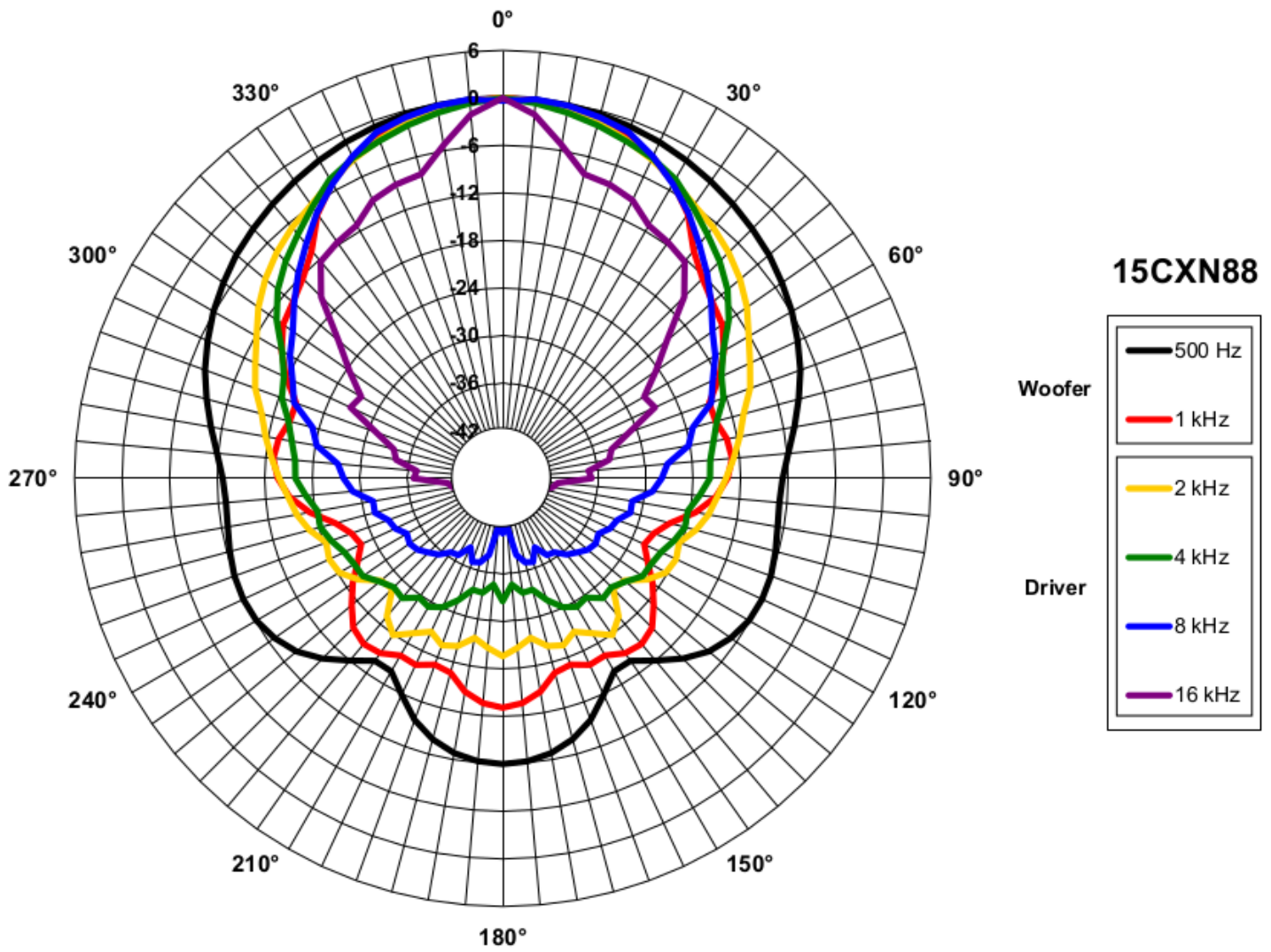
15CXN88 LF directivity map



15CXN88 HF directivity map



15CXN88 8 Ω



15CXN88 8 Ω

