

12CL76 8 Ω

Woofer

- 700 W continuous program power capacity
- 76 mm (3 in) copper voice coil
- 45 - 3000 Hz response
- 98.5 dB sensitivity
- Ventilated voice coil gap for reduced power compression



12CL76 8 Ω

Woofer

SPECIFICATIONS

Nominal Diameter	320 mm (12 in)
Nominal Impedance	8 Ω
Minimum Impedance	6.5 Ω
Nominal Power Handling	350 W
2 hours test made with continuous pink noise signal within the range Fs-10Fs. Power calculated on rated minimum impedance. Loudspeaker in free air.	
Continuous Power Handling	700 W
Power on Continuous Program is defined as 3 dB greater than the Nominal rating.	
Sensitivity	98.5 dB
Applied RMS Voltage is set to 2.83 V for 8 ohms Nominal Impedance.	
Frequency Range	45 Hz - 3000 Hz
Voice Coil Diameter	76 mm (3 in)
Winding Material	Copper
Former Material	Glass Fibre
Winding Depth	17 mm (0.67 in)
Magnetic Gap Depth	11 mm (0.43 in)
Flux Density	1.05 T
Woofer Cone Treatment	WP Waterproof Front Side

PARAMETERS

Thiele-Small parameters are measured after a high level 20 Hz sine wave preconditioning test.

Fs	48 Hz
Re	5.2 Ω
Qes	0.22
Qms	4.8
Qts	0.21
Vas	59 dm³ (2.1 ft³)
Sd	522 cm² (80.9 in²)
η ₀	2.9 %
X _{max}	6 mm
X _{var}	8.5 mm
M _{ms}	70 g
Bl	22.4 Tm
Le	1.5 mH
EBP	218 Hz

DESIGN

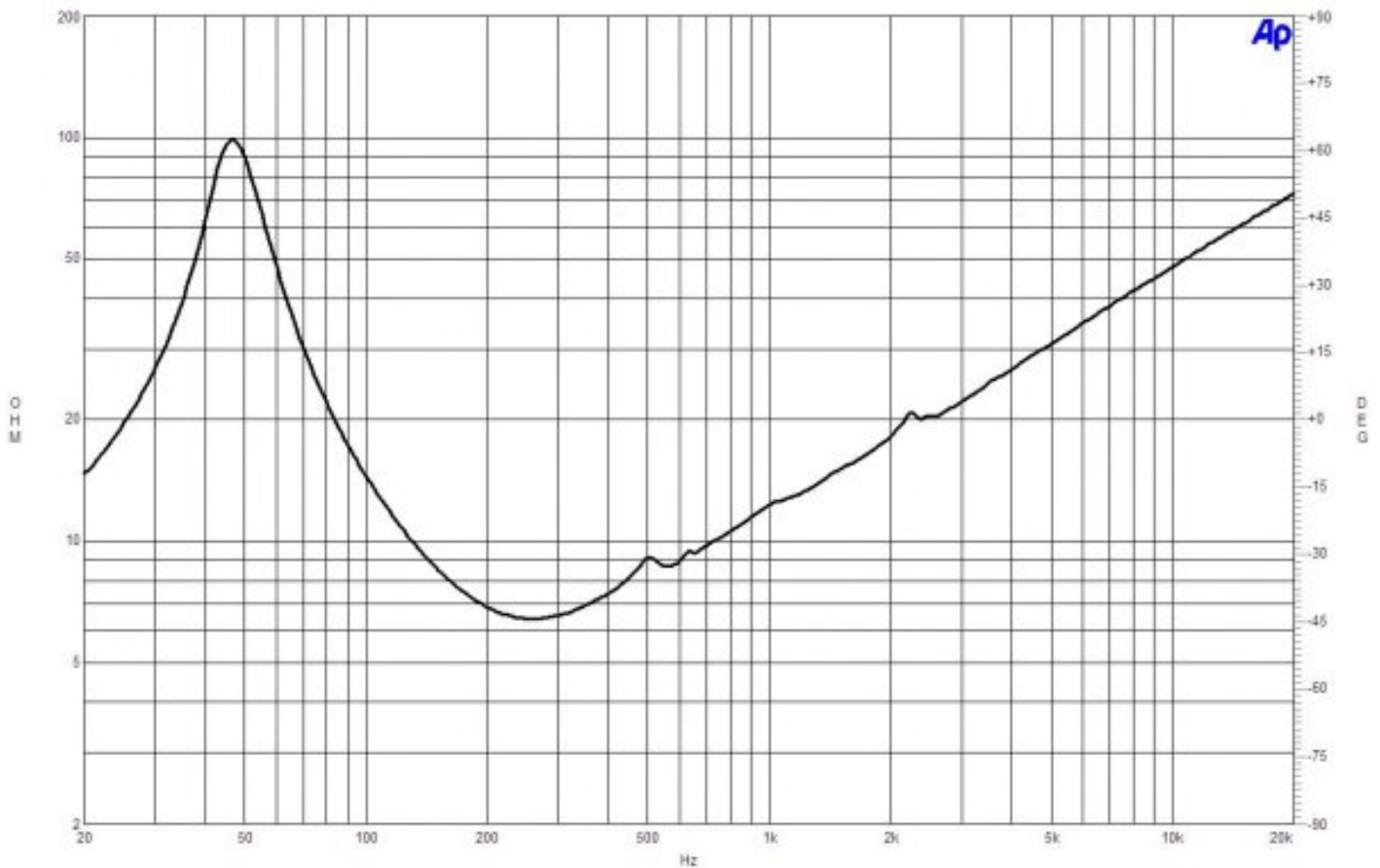
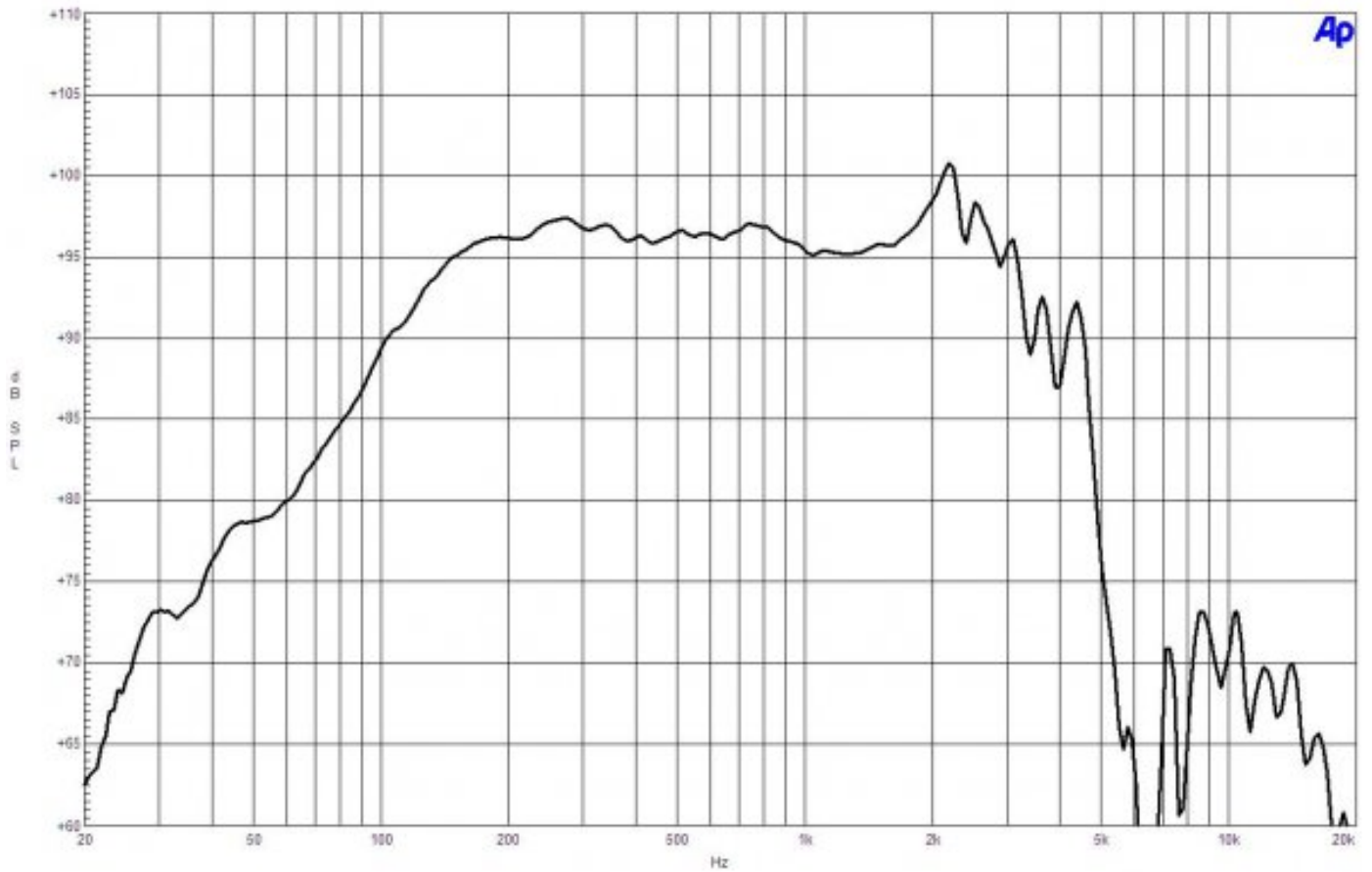
Surround Shape	Triple Roll
Cone Shape	Exponential
Magnet Material	Neodymium Inside Slug
Spider	Single
Pole Design	Straight Pole
Woofer Cone Treatment	WP Waterproof Front Side
Recommended Enclosure	40 dm³ (1.41 ft³)
Recommended Tuning	60 Hz

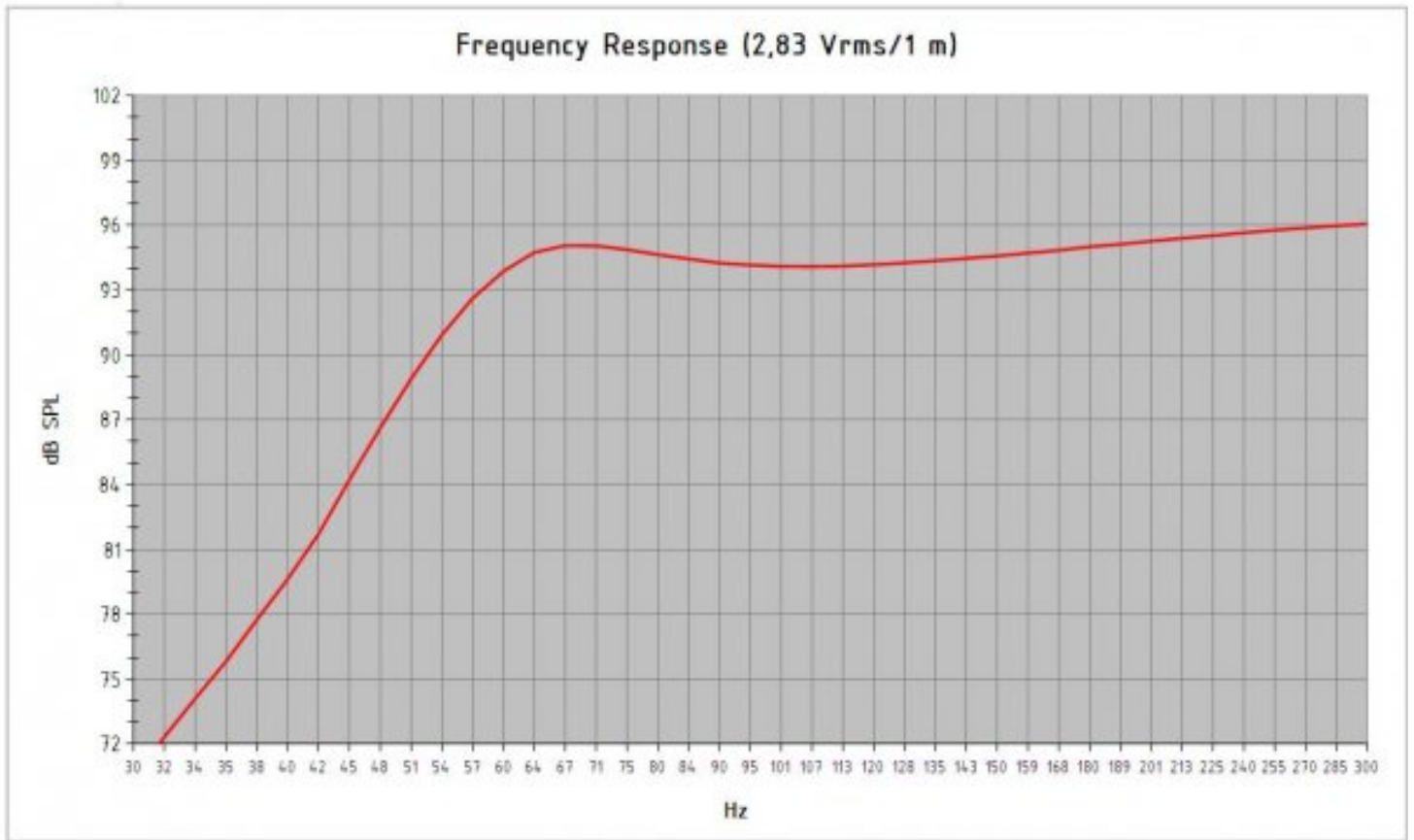
MOUNTING AND SHIPPING INFO

Overall Diameter	313 mm (12.32 in)
Bolt Circle Diameter	299 mm (11.77 in)
Baffle Cutout Diameter	282 mm (11.1 in)
Depth	142 mm (5.59 in)
Flange and Gasket Thickness	9 mm (0.35 in)
Air Volume Occupied by Driver	2.3 dm³ (0.08 ft³)
Net Weight	3.35 kg (7.39 lb)
Shipping Units	1 pcs
Shipping Weight	4.25 kg (9.37 lb)
Shipping Box	360x360x200 mm (14.17x14.17x7.87 in)

SERVICE KITS

LF recone-kits	RCK12CL768
----------------	-------------------





Model:	12 CL 76		
Enclosure Type:	Bass Reflex		
Internal Net Volume (Liters):	40	Port Area (cm ²):	138,7
Tuning Frequency (Hz):	60	Port Length (cm):	17,4
Frequency (-3 dB) (Hz):	60,8		
Excursion Limited Maximum SPL at 1 meter (dB):	121,5	equal to	342,8 Watts (Bass Band Power Rating)
Thermal Limited Maximum SPL at 1 meter (dB):	121,6	equal to	350,0 Watts (Mid Band Power Rating)

12CL76 8 Ω

Woofer

