

**15TBW100** 4 Ω

Subwoofer

- 3000 W continuous program power capacity
- 100 mm (4 in) split winding copper voice coil
- 40 - 1500 Hz response
- 95 dB sensitivity
- Excursion optimized lead wires (woven through spider)
- Double silicone spider with optimized compliance
- Ventilated voice coil gap for reduced power compression
- Aluminium demodulating ring for very low distortion



**15TBW100** 4 Ω

## Subwoofer

**SPECIFICATIONS**

Nominal Diameter	<b>380 mm (15 in)</b>
Nominal Impedance	<b>4 Ω</b>
Minimum Impedance	<b>4.2 Ω</b>
Nominal Power Handling	<b>1500 W</b>
2 hours test made with continuous pink noise signal within the range Fs-10Fs. Power calculated on rated minimum impedance. Loudspeaker in free air.	
Continuous Power Handling	<b>3000 W</b>
Power on Continuous Program is defined as 3 dB greater than the Nominal rating.	
Sensitivity	<b>95 dB</b>
Applied RMS Voltage is set to 2V for 4 ohms Nominal Impedance.	
Frequency Range	<b>40 Hz - 1500 Hz</b>
Voice Coil Diameter	<b>100 mm (4 in)</b>
Winding Material	<b>Copper</b>
Former Material	<b>Glass Fibre</b>
Winding Depth	<b>31 mm (1.22 in)</b>
Magnetic Gap Depth	<b>15 mm (0.59 in)</b>
Flux Density	<b>1.15 T</b>
Woofer Cone Treatment	<b>TWP Waterproof Both Sides</b>

**PARAMETERS**

Thiele-Small parameters are measured after a high level 20 Hz sine wave preconditioning test.

Fs	<b>39 Hz</b>
Re	<b>3.2 Ω</b>
Qes	<b>0.3</b>
Qms	<b>5.55</b>
Qts	<b>0.28</b>
Vas	<b>88 dm<sup>3</sup> (3.11 ft<sup>3</sup>)</b>
Sd	<b>855 cm<sup>2</sup> (132.5 in<sup>2</sup>)</b>
η <sub>0</sub>	<b>1.64 %</b>
X <sub>max</sub>	<b>12 mm</b>
X <sub>var</sub>	<b>13.5 mm</b>
M <sub>ms</sub>	<b>197 g</b>
Bl	<b>22.56 Tm</b>
Le	<b>1.64 mH</b>
EBP	<b>130 Hz</b>

**DESIGN**

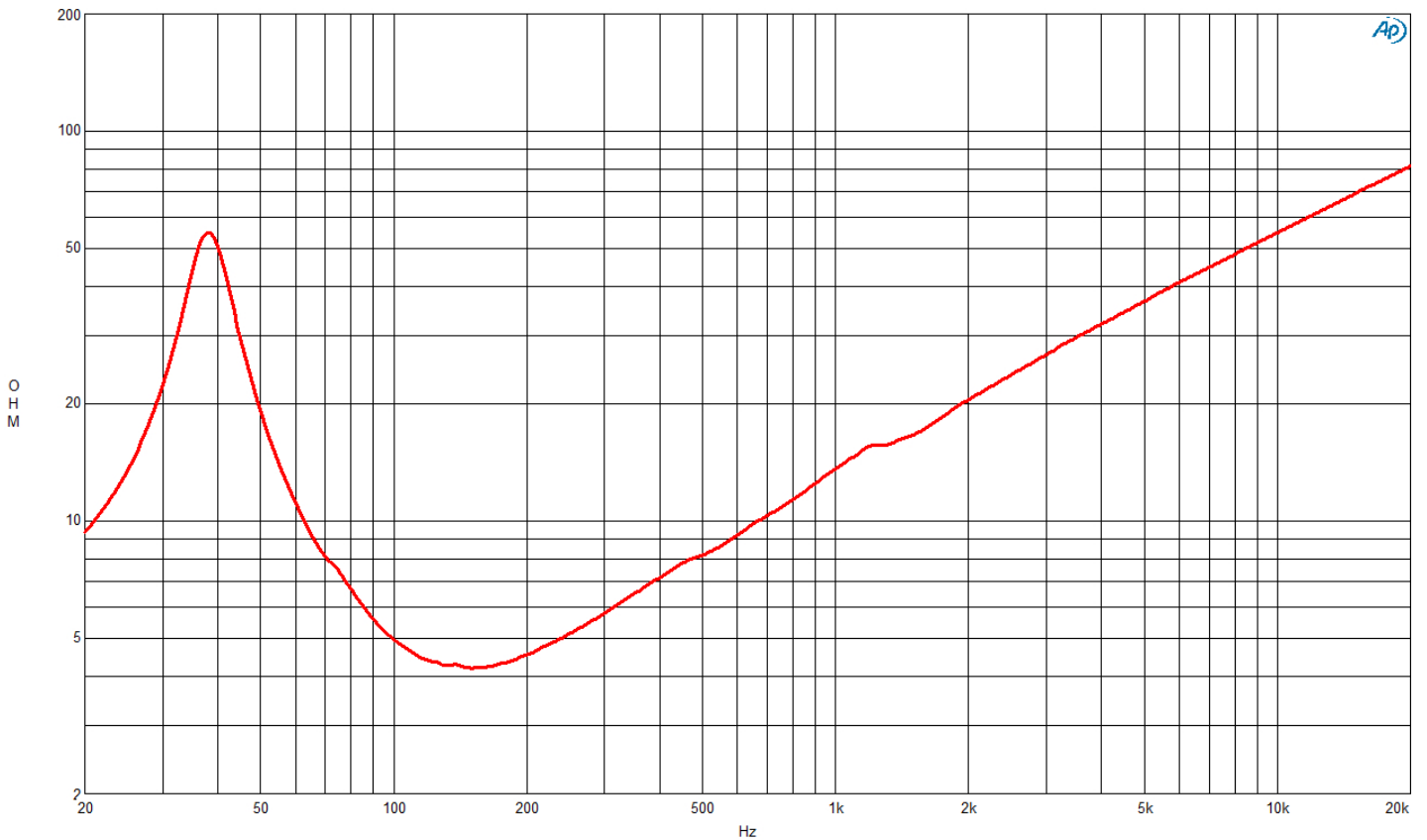
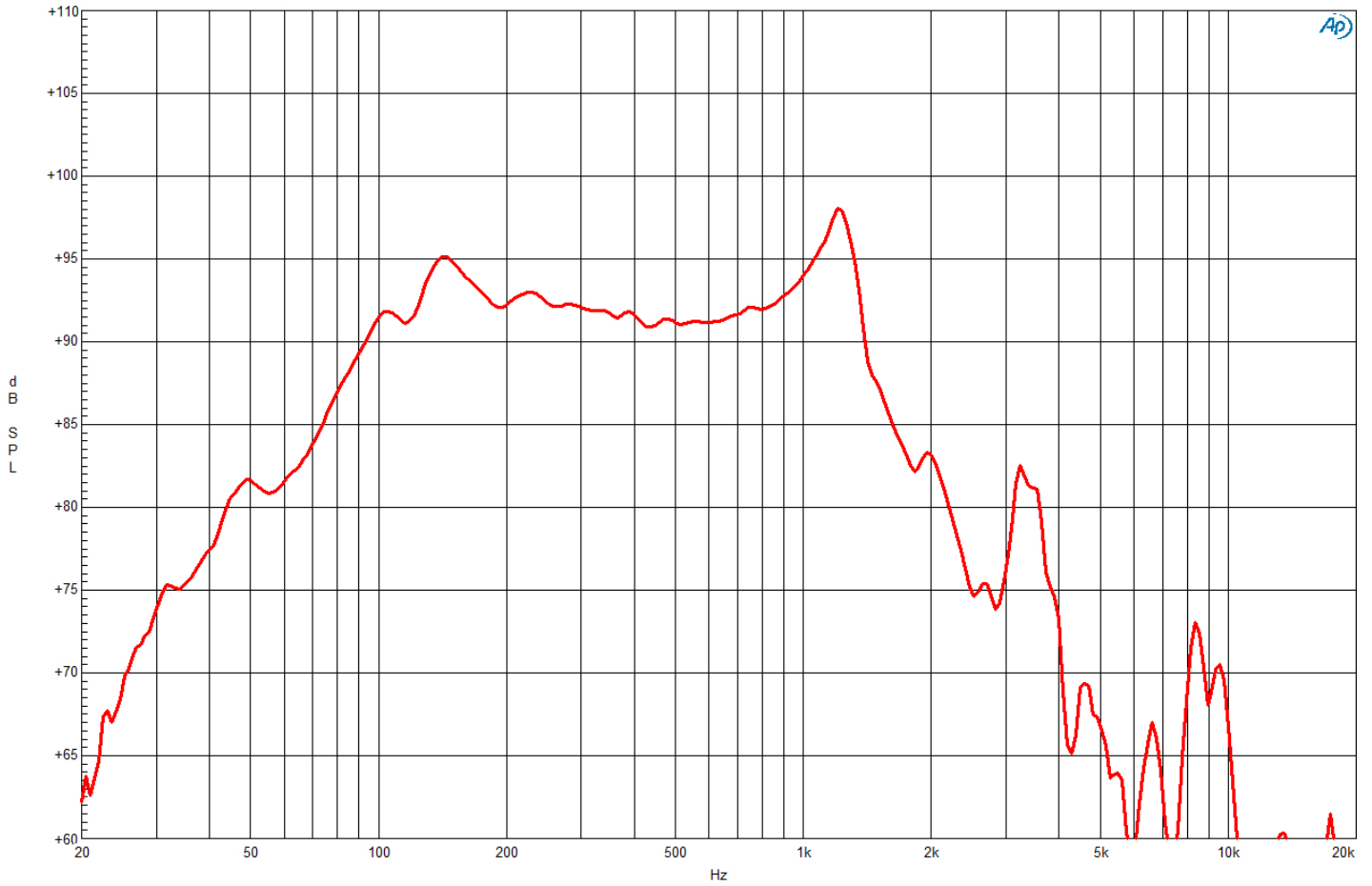
Surround Shape	<b>Triple Roll</b>
Cone Shape	<b>Radial</b>
Magnet Material	<b>Ferrite</b>
Spider	<b>Double Silicone</b>
Pole Design	<b>T-Pole</b>
Woofer Cone Treatment	<b>TWP Waterproof Both Sides</b>
Recommended Enclosure	<b>95 dm<sup>3</sup> (3.35 ft<sup>3</sup>)</b>
Recommended Tuning	<b>40 Hz</b>

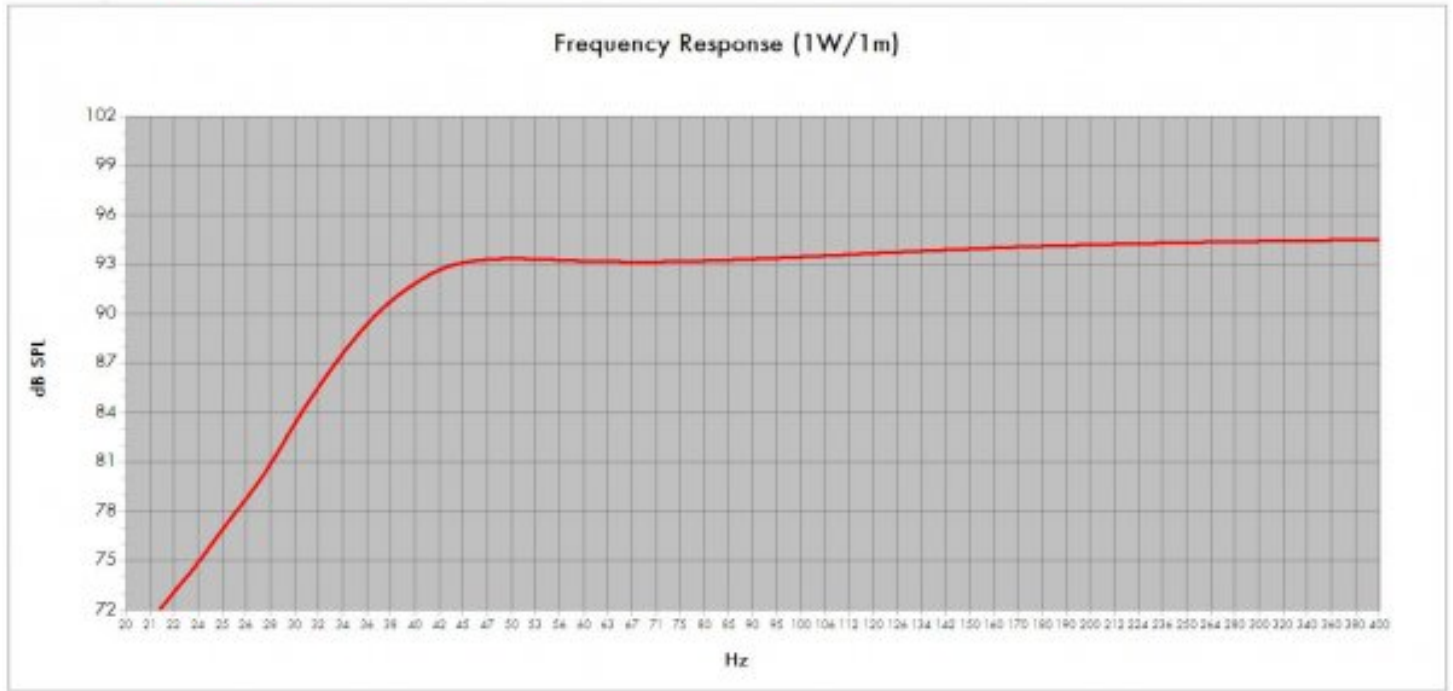
**MOUNTING AND SHIPPING INFO**

Overall Diameter	<b>393 mm (15.5 in)</b>
Bolt Circle Diameter	<b>374 mm (14.7 in)</b>
Baffle Cutout Diameter	<b>354 mm (13.9 in)</b>
Depth	<b>191 mm (7.52 in)</b>
Flange and Gasket Thickness	<b>14 mm (0.55 in)</b>
Air Volume Occupied by Driver	<b>6 dm<sup>3</sup> (0.21 ft<sup>3</sup>)</b>
Net Weight	<b>12.2 kg (26.9 lb)</b>
Shipping Units	<b>1 pcs</b>
Shipping Weight	<b>13.5 kg (29.76 lb)</b>
Shipping Box	<b>425x425x224 mm (16.73x16.73x8.82 in)</b>

**SERVICE KITS**

LF recone-kits	<b>RCK15TBW1004</b>
----------------	---------------------





Model:	<b>15TBW100</b>	Configuration:	<b>One Driver</b>
Enclosure Type:	<b>Bass Reflex</b>		
Internal Net Volume [Litres]:	<b>95</b>	QB:	<b>7</b>
Tuning Frequency (Hz):	<b>40</b>	Port Area [cm <sup>2</sup> ]:	<b>277,5</b>
Frequency (-3 dB) (Hz):	<b>39,6</b>	Port Length [cm]:	<b>38,6</b>
Excursion Limited Maximum SPL at 1 meter [dB]:	<b>122,7</b>	equal to	<b>773,2</b> Watts [Bass Band Power Rating]
Thermal Limited Maximum SPL at 1 meter [dB]:	<b>126,3</b>	equal to	<b>1500,0</b> Watts [Mid Band Power Rating]

