

**15PS100** 8 Ω

Subwoofer

- 1400 W continuous program power capacity
- 100 mm (4 in) copper voice coil
- 35 - 1500 Hz response
- 95 dB sensitivity
- Double silicone spider with optimized compliance



**15PS100** 8 Ω

## Subwoofer

**SPECIFICATIONS**

Nominal Diameter	<b>380 mm (15 in)</b>
Nominal Impedance	<b>8 Ω</b>
Minimum Impedance	<b>6.5 Ω</b>
Nominal Power Handling	<b>700 W</b>
2 hours test made with continuous pink noise signal within the range Fs-10Fs. Power calculated on rated minimum impedance. Loudspeaker in free air.	
Continuous Power Handling	<b>1400 W</b>
Power on Continuous Program is defined as 3 dB greater than the Nominal rating.	
Sensitivity	<b>95 dB</b>
Applied RMS Voltage is set to 2.83 V for 8 ohms Nominal Impedance.	
Frequency Range	<b>35 Hz - 1500 Hz</b>
Voice Coil Diameter	<b>100 mm (4 in)</b>
Winding Material	<b>Copper</b>
Former Material	<b>Glass Fibre</b>
Winding Depth	<b>21 mm (0.83 in)</b>
Magnetic Gap Depth	<b>11 mm (0.4 in)</b>
Flux Density	<b>1.05 T</b>
Woofers Cone Treatment	<b>TWP Waterproof Both Sides</b>

**PARAMETERS**

Thiele-Small parameters are measured after a high level 20 Hz sine wave preconditioning test.

Fs	<b>39 Hz</b>
Re	<b>5.2 Ω</b>
Qes	<b>0.47</b>
Qms	<b>6</b>
Qts	<b>0.43</b>
Vas	<b>103 dm<sup>3</sup> (3.64 ft<sup>3</sup>)</b>
Sd	<b>855 cm<sup>2</sup> (132.5 in<sup>2</sup>)</b>
η <sub>0</sub>	<b>1.35 %</b>
X <sub>max</sub>	<b>8 mm</b>
X <sub>var</sub>	<b>6.5 mm</b>
M <sub>ms</sub>	<b>160 g</b>
Bl	<b>21.2 Tm</b>
Le	<b>2 mH</b>
EBP	<b>83 Hz</b>

**DESIGN**

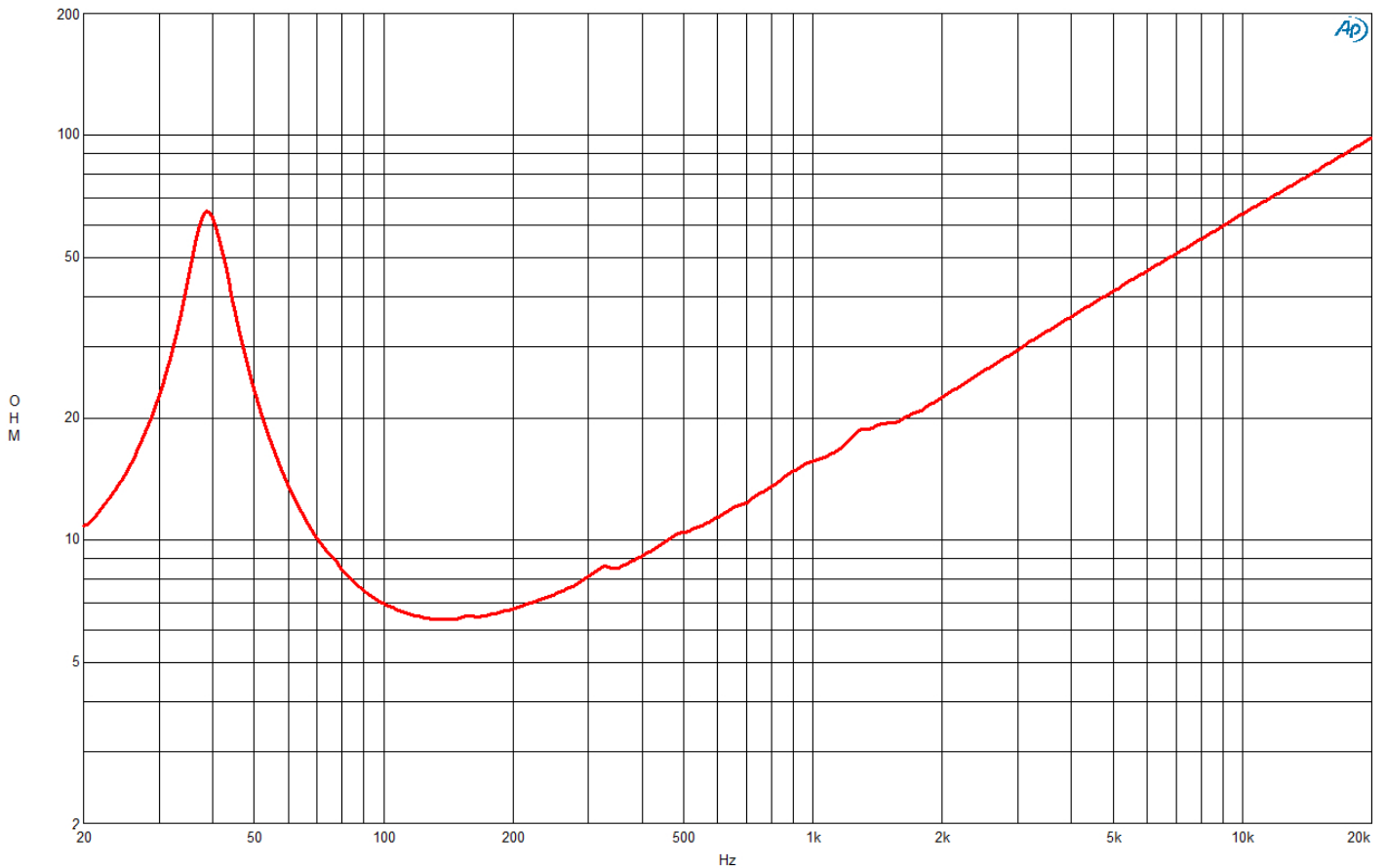
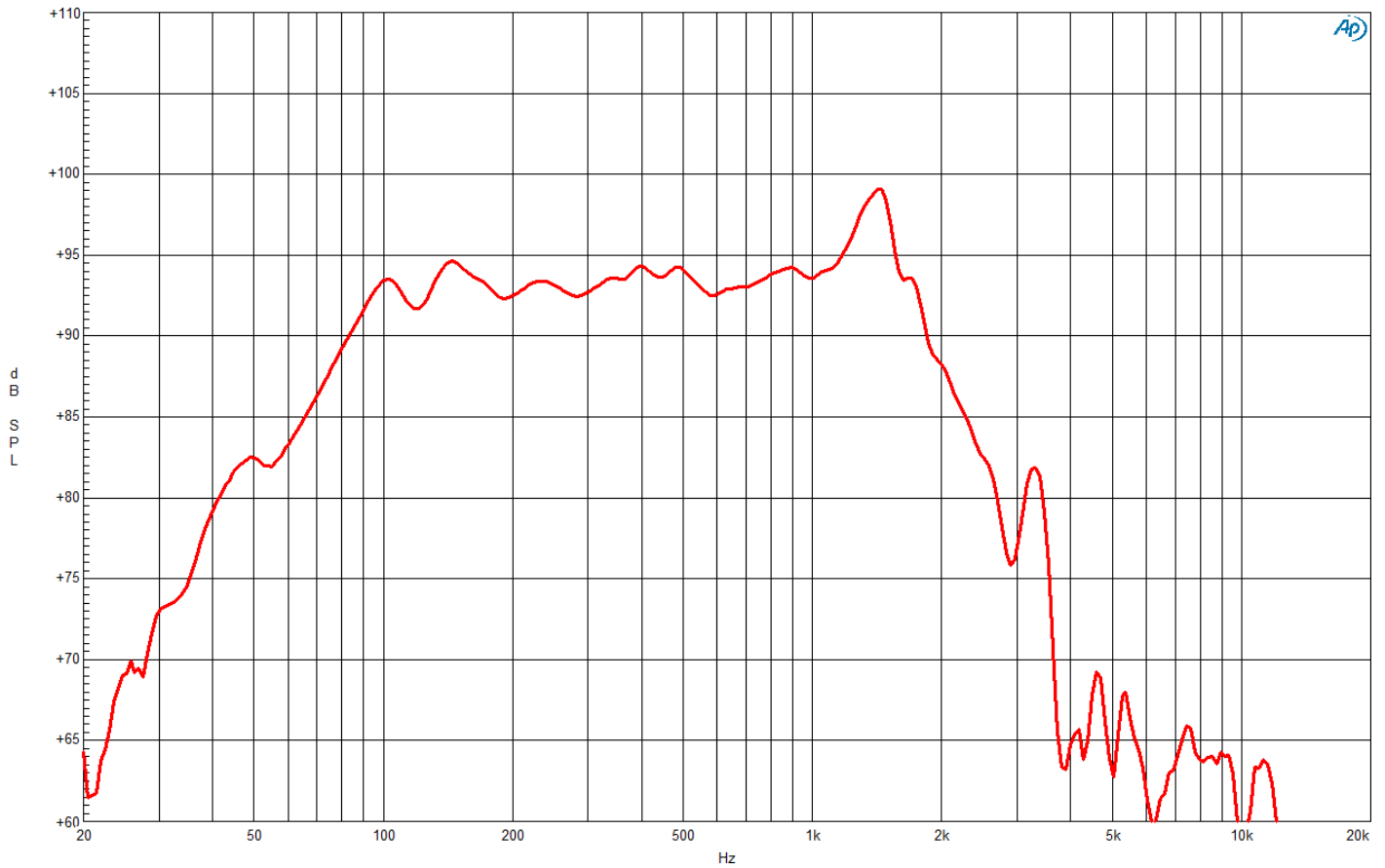
Surround Shape	<b>Triple Roll</b>
Cone Shape	<b>Radial</b>
Magnet Material	<b>Ferrite</b>
Spider	<b>Double Silicone</b>
Pole Design	<b>T-Pole</b>
Woofers Cone Treatment	<b>TWP Waterproof Both Sides</b>
Recommended Enclosure	<b>120 dm<sup>3</sup> (4.24 ft<sup>3</sup>)</b>
Recommended Tuning	<b>35 Hz</b>

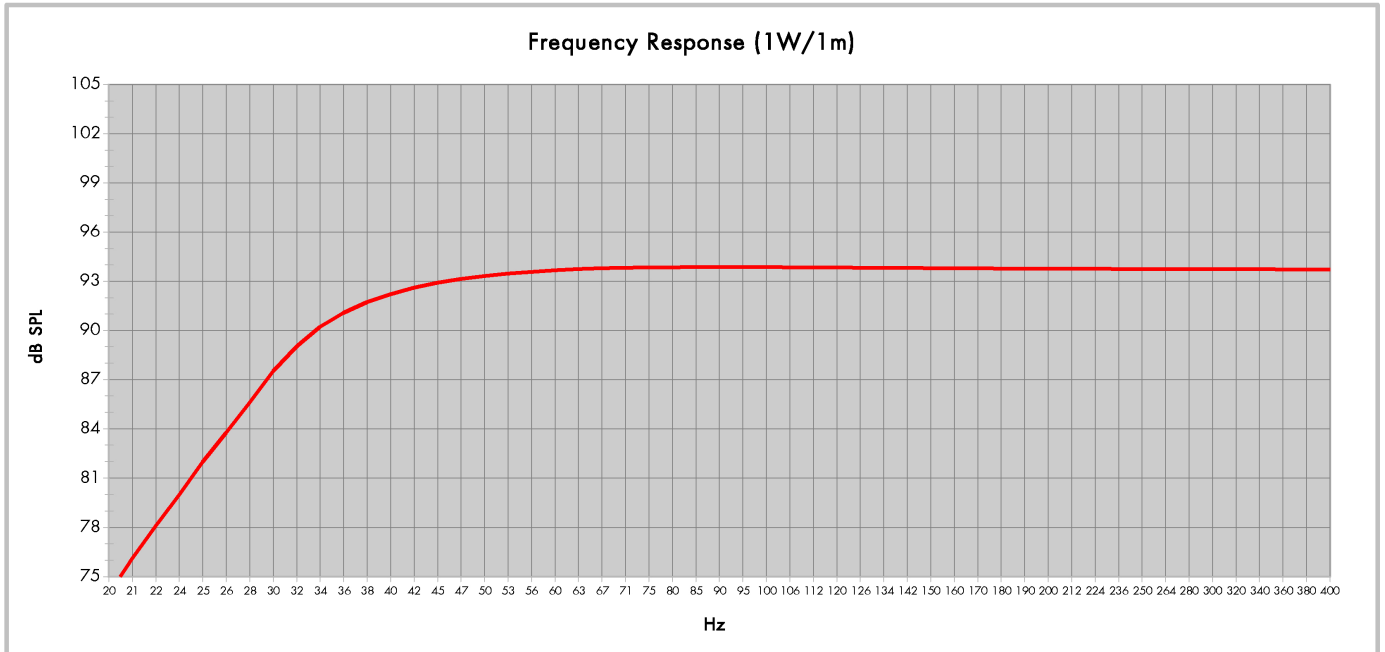
**MOUNTING AND SHIPPING INFO**

Overall Diameter	<b>393 mm (15.5 in)</b>
Bolt Circle Diameter	<b>374 mm (14.72 in)</b>
Baffle Cutout Diameter	<b>354 mm (13.9 in)</b>
Depth	<b>168 mm (6.6 in)</b>
Flange and Gasket Thickness	<b>16 mm (0.63 in)</b>
Air Volume Occupied by Driver	<b>6.3 dm<sup>3</sup> (0.22 ft<sup>3</sup>)</b>
Net Weight	<b>9.8 kg (21.6 lb)</b>
Shipping Weight	<b>11.1 kg (24.47 lb)</b>
Shipping Box	<b>425x425x224 mm (16.73x16.73x8.82 in)</b>

**SERVICE KITS**

LF recone-kits	<b>RCK15PS1008</b>
----------------	--------------------





Model:	<b>15PS100</b>	Configuration:	<b>One Driver</b>
Enclosure Type:	<b>Bass Reflex</b>		
Internal Net Volume (Litres):	<b>120</b>	QB:	<b>7</b>
Tuning Frequency (Hz):	<b>35</b>	Port Area (cm <sup>2</sup> ):	<b>200,0</b>
Frequency (-3 dB) (Hz):	<b>35,2</b>	Port Length (cm):	<b>27,0</b>
Frequency (-10 dB) (Hz):	<b>26,4</b>		

