

6NDL38 8 Ω

Woofer

- 38 mm (1.5 in) copper voice coil
- 70 - 6000 Hz response
- 92 dB sensitivity
- Neodymium magnet allows a very light yet powerful motor assembly
- Aluminium demodulating ring allows a very low distortion figure
- 300 W continuous program power capacity



6NDL38 8 Ω

Woofers

SPECIFICATIONS

Nominal Diameter	170 mm (6.5 in)
Nominal Impedance	8 Ω
Minimum Impedance	6 Ω
Nominal Power Handling	150 W
2 hours test made with continuous pink noise signal within the range Fs-10Fs. Power calculated on rated minimum impedance. Loudspeaker in free air.	
Continuous Power Handling	300 W
Power on Continuous Program is defined as 3 dB greater than the Nominal rating.	
Sensitivity	92 dB
Applied RMS Voltage is set to 2.83 V for 8 ohms Nominal Impedance.	
Frequency Range	70 Hz - 6000 Hz
Voice Coil Diameter	38 mm (1.5 in)
Winding Material	Copper
Former Material	Kapton
Winding Depth	12 mm (0.5 in)
Magnetic Gap Depth	6 mm (0.25 in)
Flux Density	1.15 T
Woofers Cone Treatment	WP Waterproof Front Side

PARAMETERS

Thiele-Small parameters are measured after a high level 20 Hz sine wave preconditioning test.

Fs	72 Hz
Re	5.2 Ω
Qes	0.44
Qms	11.5
Qts	0.42
Vas	7 dm³ (0.25 ft³)
Sd	132 cm² (20.5 in²)
η ₀	0.6 %
X _{max}	6 mm
X _{var}	5.5 mm
M _{ms}	17 g
Bl	9.5 Tm
Le	0.6 mH
EBP	164 Hz

DESIGN

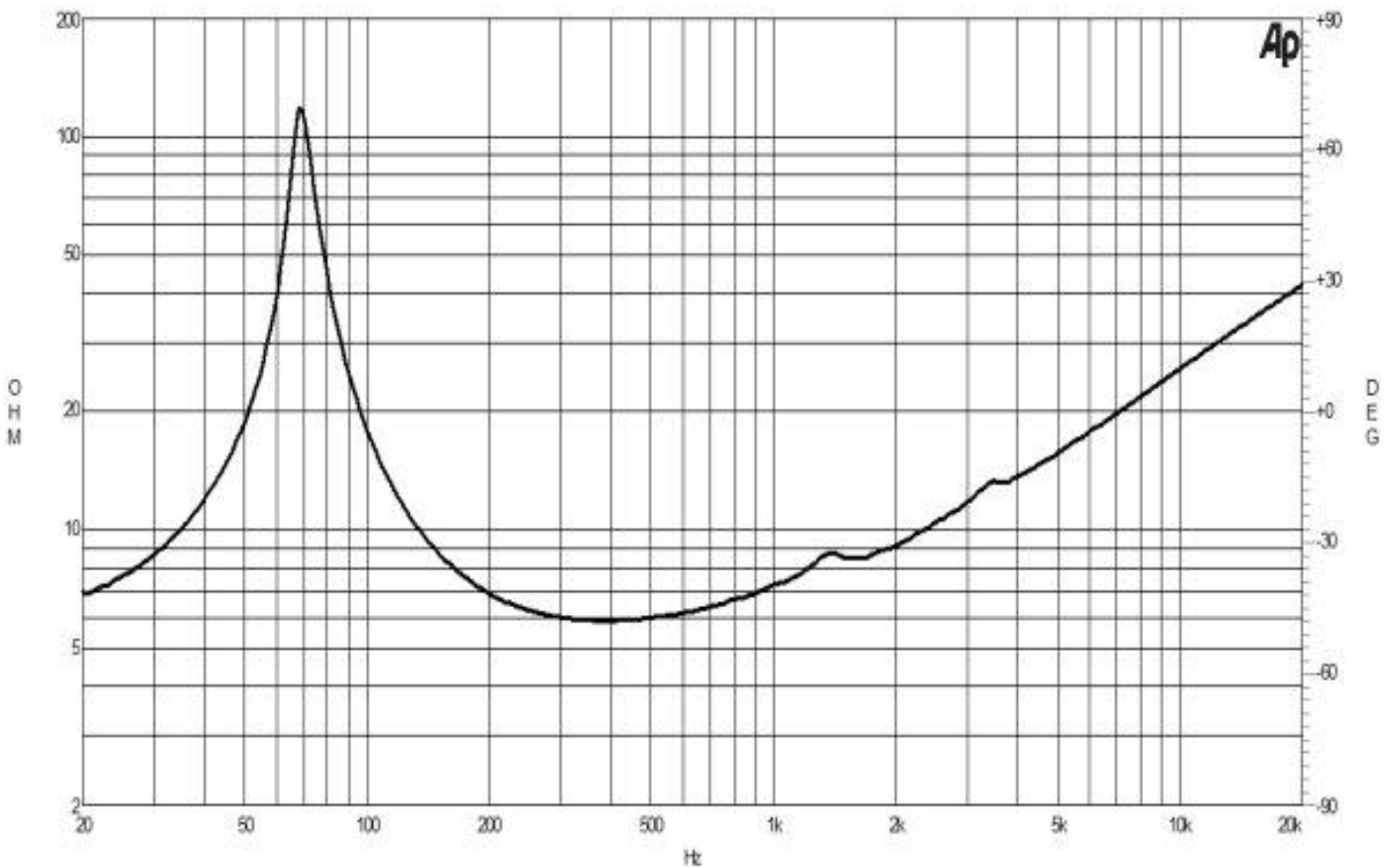
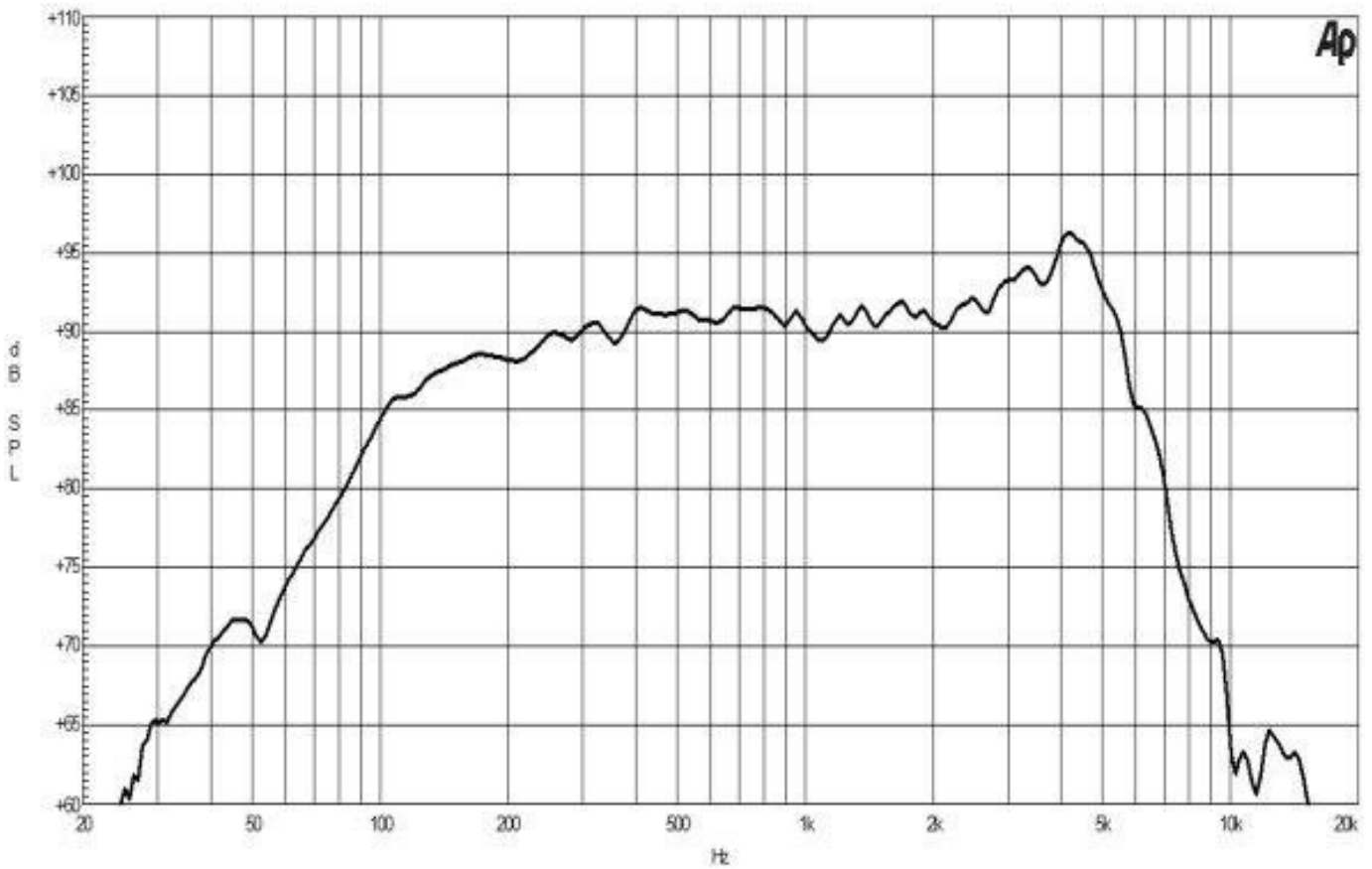
Surround Shape	Roll
Cone Shape	Exponential
Magnet Material	Neodymium Ring
Spider	Single
Pole Design	T-Pole
Woofers Cone Treatment	WP Waterproof Front Side
Recommended Enclosure	9 dm³ (0.32 ft³)
Recommended Tuning	62 Hz

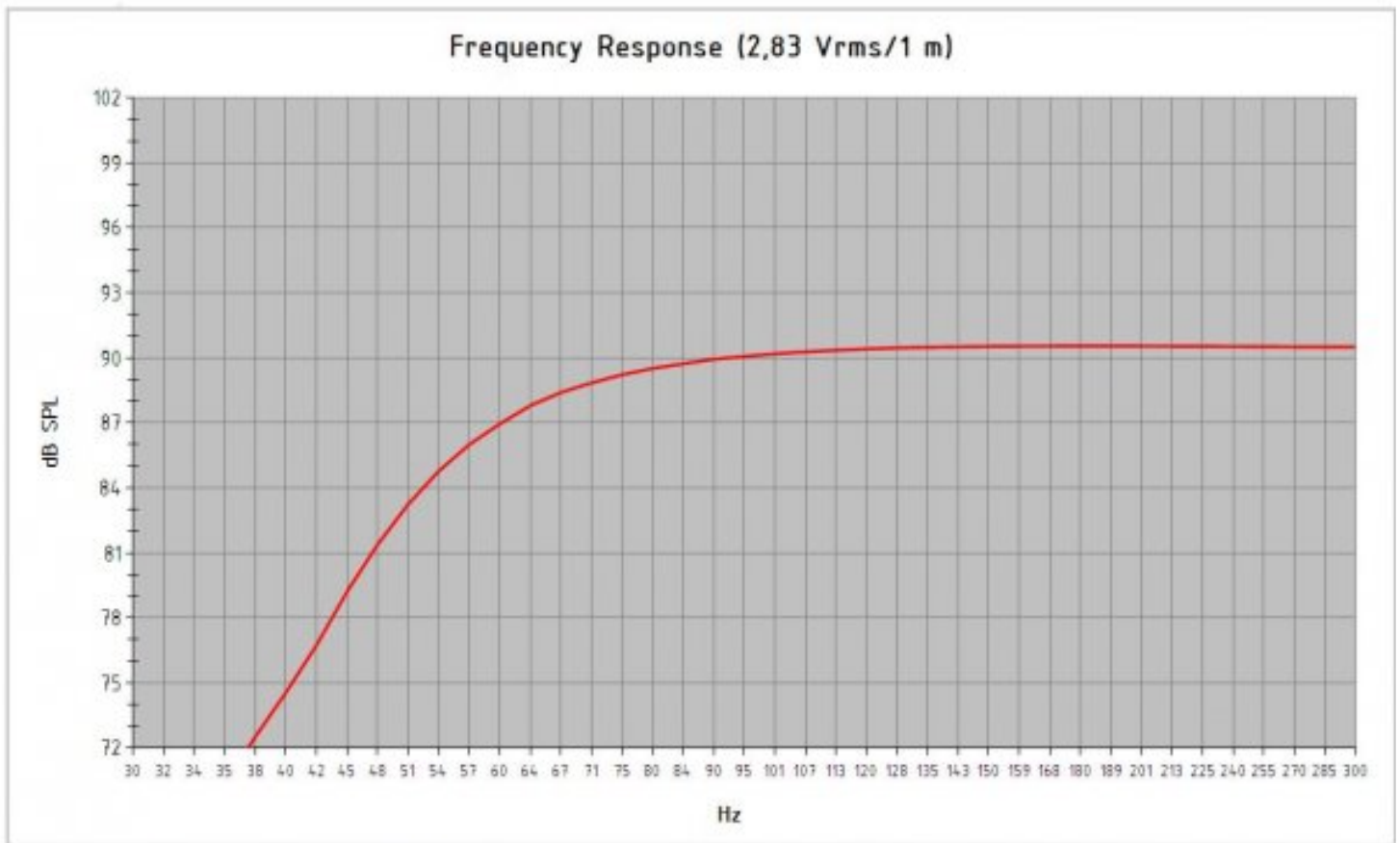
MOUNTING AND SHIPPING INFO

Overall Diameter	187 mm (7.4 in)
Bolt Circle Diameter	172 mm (6.7 in)
Baffle Cutout Diameter	145 mm (5.7 in)
Depth	85 mm (3.3 in)
Flange and Gasket Thickness	11 mm (0.4 in)
Air Volume Occupied by Driver	0.63 dm³ (0.02 ft³)
Net Weight	1.2 kg (2.6 lb)
Shipping Units	1 pcs
Shipping Weight	1.4 kg (3.09 lb)
Shipping Box	210x210x125 mm (8.27x8.27x4.92 in)

SERVICE KITS

LF recone-kits	RCK06NDL388
----------------	--------------------





<i>Model:</i>	6 NDL 38		
<i>Enclosure Type:</i>	Bass Reflex		
<i>Internal Net Volume (Liters):</i>	9	<i>Port Area (cm²):</i>	15,2
<i>Tuning Frequency (Hz):</i>	62	<i>Port Length (cm):</i>	9,4
<i>Frequency (-3 dB) (Hz):</i>	62,0		
<i>Excursion Limited Maximum SPL at 1 meter (dB):</i>	106,9	equal to	59,3 Watts <i>(Bass Band Power Rating)</i>
<i>Thermal Limited Maximum SPL at 1 meter (dB):</i>	110,9	equal to	150,0 Watts <i>(Mid Band Power Rating)</i>

