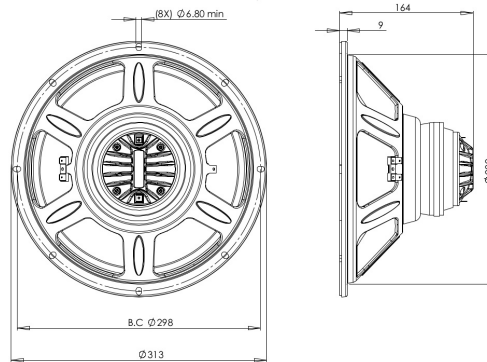


# 12CLX64

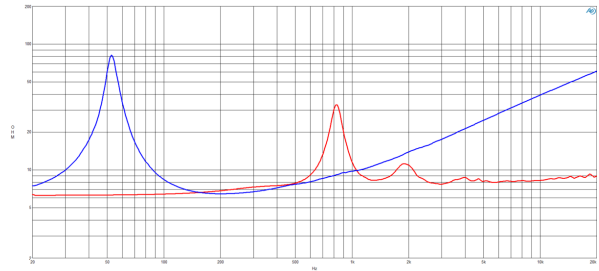
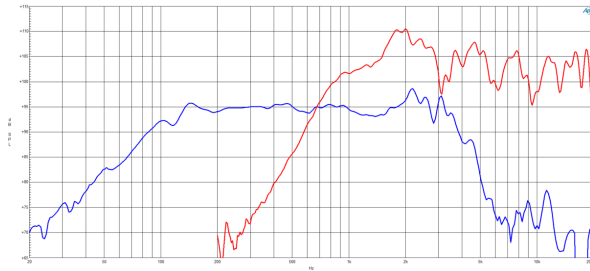
**8Ω****Coaxials** - 12.0 Inches

- 500 W continuous program power capacity
- 60° nominal coverage
- 54 - 18000 Hz response
- 96.2 dB sensitivity
- Single Neodymium magnet assembly
- Aluminum demodulating ring for very low distortion



# 12CLX64

Coaxials- 12.0 Inches



## SPECIFICATIONS

Nominal Diameter	320 mm (12.0 in)
Nominal Impedance	8 Ω
Minimum Impedance LF	6.6 Ω
Minimum Impedance HF	7.8 Ω
Frequency Range	54 - 18000 Hz
Dispersion Angle <sup>1</sup>	60 °
Woofer Cone Treatment	WP Waterproof Front Side
Magnet Material	Neodymium Ring

## PARAMETERS

Resonance Frequency	54 Hz
Re	5.6 Ω
Qes	0.61
Qms	10.1
Qts	0.57
Vas	74.0 dm <sup>3</sup> (2.61 ft <sup>3</sup> )
Sd	522.0 cm <sup>2</sup> (80.91 in <sup>2</sup> )
η <sub>o</sub>	1.82 %
X <sub>max</sub>	± 5.3 mm
X <sub>var</sub>	± 5.5 mm
M <sub>ms</sub>	45.3 g
Bl	11.86 Txm
Le	0.54 mH
EBP	88 Hz

## SERVICE KIT

LF recone kit	RCK12CLX648
MF replacement diaphragm	MMD5508

## SPECIFICATIONS LF UNIT

Sensitivity <sup>2</sup>	96.2 dB
Nominal Power Handling <sup>3</sup>	250 W
Continuous Power Handling <sup>4</sup>	500 W
Voice Coil Diameter	64 mm (2.5 in)
Winding Material	Copper
Flux Density	0.87 T
Former Material	Kapton
Winding Depth	14.5 mm (0.57 in)
Magnetic Gap Depth	8.0 mm (0.31 in)

## MOUNTING AND SHIPPING INFO

Overall Diameter	313 mm (12.32 in)
Bolt Circle Diameter	298 mm (11.73 in)
Baffle Cutout Diameter	282 mm (11.1 in)
Depth	164 mm (6.46 in)
Flange and Gasket Thickness	9 mm (0.35 in)
Net Weight	3.3 kg (7.28 lb)
Shipping Units	1
Shipping Weight	4.6 kg (10.14 lb)
Shipping Box	425x425x224 mm (16.73x16.73x8.82 in)

## SPECIFICATIONS HF UNIT

Sensitivity <sup>5</sup>	106.0 dB
Nominal Power Handling <sup>6</sup>	70 W
Continuous Power Handling <sup>7</sup>	140 W
Voice Coil Diameter	51 mm (2.0 in)
Winding Material	Aluminum
Flux Density	1.59 T
Diaphragm Material	HT Polymer
Recommended Crossover <sup>8</sup>	1.2 kHz
Inductance	0.14 mH

## CROSSOVER

1. Included by -6 dB down points.
2. Applied RMS Voltage is set to 2.83V.
3. 2 hours test made with continuous pink noise signal within the range Fs-10Fs. Power calculated on rated minimum impedance. Loudspeaker in free air.
4. Power on Continuous Program is defined as 3 dB greater than the Nominal rating.
5. Applied RMS Voltage is set to 2.83V.
6. 2 hour test made with continuous pink noise signal within the range from the recommended crossover frequency to 20 kHz. Power calculated on rated minimum impedance. Loudspeaker in free air.
7. Power on Continuous Program is defined as 3 dB greater than the Nominal rating.
8. 12 dB/oct. or higher slope high-pass filter.

**B&C Speakers s.p.a.**

Via Poggiomoro, 1 - Loc. Vallina, 50012 Bagno a Ripoli (FI) - ITALY - Tel. +39 055 65721 - Fax +39 055 6572312 - mail@bcspeakers.com