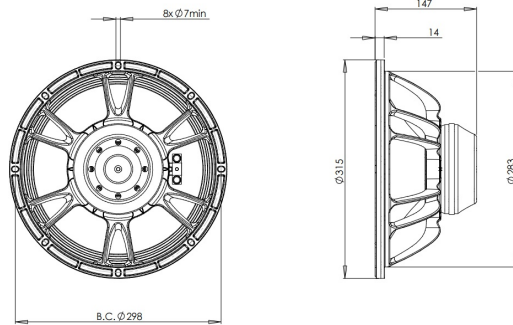


12NW76

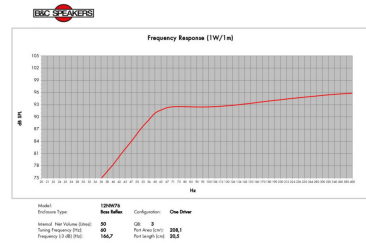
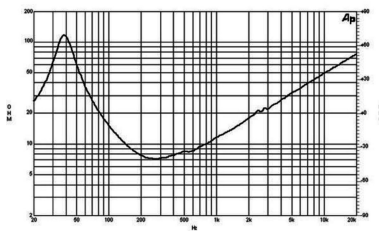
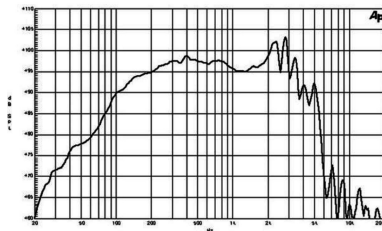
8Ω**LF Drivers - 12.0 Inches**

- 1000 W continuous program power capacity
- 76 mm (3 in) copper voice coil
- 40 - 2000 Hz response
- 98.5 dB sensitivity
- Neodymium ring magnet assembly
- Aluminium demodulating ring allows a very low distortion figure
- Ventilated voice coil gap for reduced power compression



12NW76

LF Drivers- 12.0 Inches



SPECIFICATIONS

Nominal Diameter	320 mm (12.0 in)
Nominal Impedance	8 Ω
Minimum Impedance	6.9 Ω
Nominal Power Handling ¹	500 W
Continuous power handling ²	1000 W
Sensitivity (1W/1m) ³	98.5 dB
Frequency Range	40 - 2000 Hz
Voice Coil Diameter	76 mm (3.0 in)
Winding Material	Copper
Former Material	Glass Fibre
Winding Depth	19.0 mm (0.75 in)
Magnetic Gap Depth	11.0 mm (0.43 in)
Flux Density	1.3 T

MOUNTING AND SHIPPING INFO

Overall Diameter	315 mm (12.4 in)
Bolt Circle Diameter	298 mm (11.7 in)
Baffle Cutout Diameter	283.0 mm (11.1 in)
Depth	147 mm (5.8 in)
Flange and Gasket Thickness	14 mm (0.55 in)
Air Volume Occupied by Driver	2.5 dm ³ (0.08 ft ³)
Net Weight	4.9 kg (10.8 lb)
Shipping Units	1
Shipping Weight	5.8 kg (12.79 lb)
Shipping Box	360x360x200 mm (14.17x14.17x7.87 in)

DESIGN

Surround Shape	Triple Roll
Cone Shape	Exponential
Magnet Material	Neodymium Ring
Spider	Single
Pole Design	T-Pole
Woofer Cone Treatment	TWP Waterproof Both Sides
Recommended Enclosure	50.0 dm ³ (1.77 ft ³)
Recommended Tuning	60 Hz

SERVICE KIT

Recone kit	RCK12NW768
------------	------------

PARAMETERS⁴

Resonance Frequency	40 Hz
Re	5.3 Ω
Qes	0.17
Qms	3.7
Qts	0.16
Vas	76.0 dm ³ (2.7 ft ³)
Sd	522.0 cm ² (80.9 in ²)
η _o	2.8 %
Xmax	± 8.0 mm
Xvar	± 10.0 mm
Mms	77.0 g
Bl	25.5 Txm
Le	1.25 mH
EBP	235 Hz

1. 2 hours test made with continuous pink noise signal within the range Fs-10Fs. Power calculated on rated minimum impedance. Loudspeaker in free air.
2. Power on Continuous Program is defined as 3 dB greater than the Nominal rating.
3. Applied RMS Voltage is set to 2.83 V for 8 ohms Nominal Impedance.
4. Thiele-Small parameters are measured after a high level 20 Hz sine wave preconditioning test.