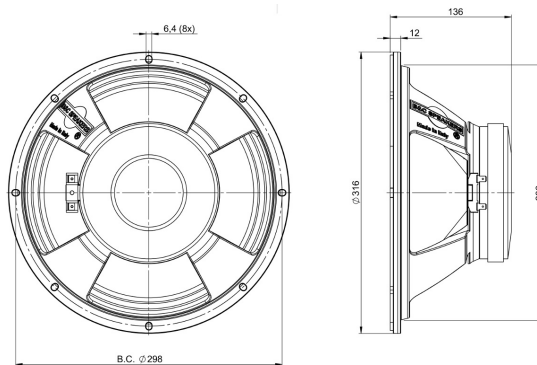


320K/C-A

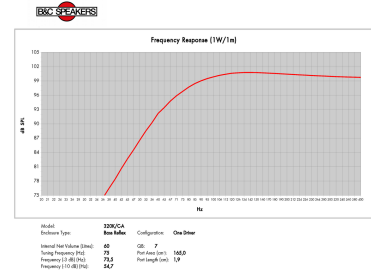
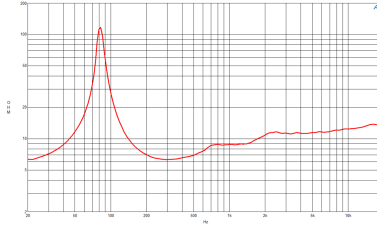
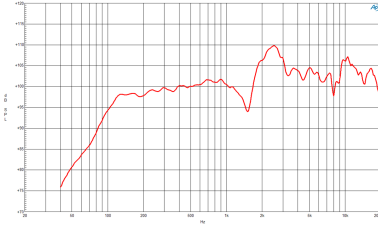
8Ω**LF Drivers - 12.0 Inches**

- 240 W continuous program power capacity
- 38 mm (1.5 in) copper voice coil
- 80 - 16000 Hz response
- 101 dB sensitivity
- Shorting copper cap for extended HF response



320K/C-A

LF Drivers- 12.0 Inches



SPECIFICATIONS

Nominal Diameter	320 mm (12.6 in)
Nominal Impedance	8 Ω
Minimum Impedance	6.3 Ω
Nominal Power Handling ¹	120 W
Continuous power handling ²	240 W
Sensitivity (1W/1m) ³	101.0 dB
Frequency Range	80 - 16000 Hz
Voice Coil Diameter	38 mm (1.5 in)
Winding Material	Copper
Former Material	Kraft Paper
Winding Depth	9.0 mm (0.37 in)
Magnetic Gap Depth	9.0 mm (0.35 in)
Flux Density	1.4 T

MOUNTING AND SHIPPING INFO

Overall Diameter	316 mm (12.44 in)
Bolt Circle Diameter	298 mm (11.73 in)
Baffle Cutout Diameter	286.0 mm (11.26 in)
Depth	136 mm (5.35 in)
Flange and Gasket Thickness	12 mm (0.47 in)
Air Volume Occupied by Driver	3.0 dm ³ (0.11 ft ³)
Net Weight	4.5 kg (9.92 lb)
Shipping Units	1
Shipping Weight	5.4 kg (11.9 lb)
Shipping Box	360x360x200 mm (14.17x14.17x7.87 in)

DESIGN

Surround Shape	Accordion
Cone Shape	Radial
Magnet Material	Ferrite Ring
Spider	Single
Pole Design	Straight Pole
Woofer Cone Treatment	None
Recommended Enclosure	60.0 dm ³ (2.12 ft ³)
Recommended Tuning	75 Hz

SERVICE KIT

Recone kit	RCK320KC8A
------------	------------

PARAMETERS⁴

Resonance Frequency	82 Hz
Re	5.4 Ω
Qes	0.52
Qms	13.3
Qts	0.5
Vas	53.0 dm ³ (1.87 ft ³)
Sd	522.0 cm ² (80.91 in ²)
η _o	5.4 %
Xmax	± 2.0 mm
Mms	27.0 g
Bl	12.2 Txm
Le	1.1 mH
EBP	157 Hz

1. 2 hours test made with continuous pink noise signal within the range Fs-10Fs. Power calculated on rated minimum impedance. Loudspeaker in free air.
2. Power on Continuous Program is defined as 3 dB greater than the Nominal rating.
3. Applied RMS Voltage is set to 2.83 V for 8 ohms Nominal Impedance.
4. Thiele-Small parameters are measured after a high level 20 Hz sine wave preconditioning test.