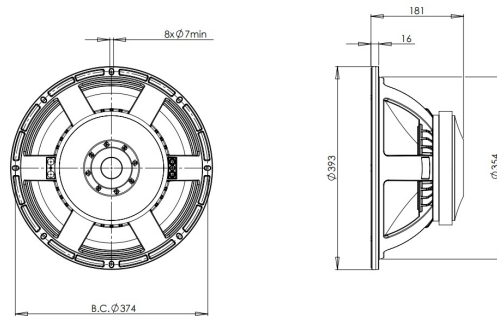


15TBX100

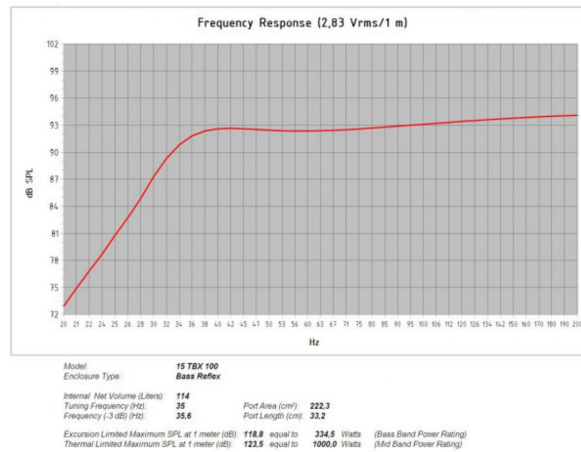
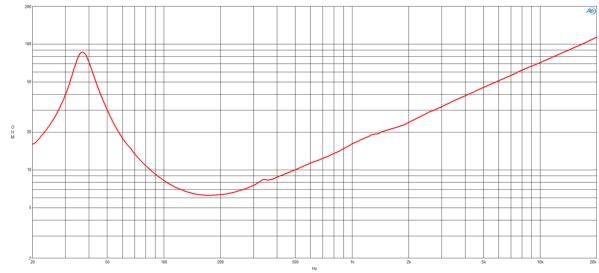
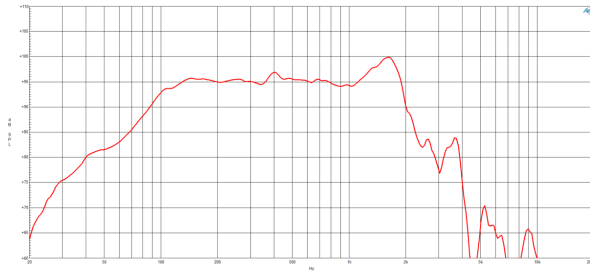
8Ω**LF Drivers** - 15.0 Inches

- 2000 W continuous program power capacity
- 100 mm (4 in) copper voice coil
- 35 - 1500 Hz response
- 96 dB sensitivity
- Aluminium demodulating ring allows a very low distortion figure
- Double silicone spider with optimized compliance
- Ventilated voice coil gap for reduced power compression



15TBX100

LF Drivers- 15.0 Inches



SPECIFICATIONS

Nominal Diameter	380 mm (15.0 in)
Nominal Impedance	8 Ω
Minimum Impedance	6.2 Ω
Nominal Power Handling ¹	1000 W
Continuous Power Handling ²	2000 W
Sensitivity ³	96.0 dB
Frequency Range	35 - 1500 Hz
Voice Coil Diameter	100 mm (4.0 in)
Winding Material	Copper
Former Material	Glass Fibre
Winding Depth	25.0 mm (1.0 in)
Magnetic Gap Depth	12.0 mm (0.5 in)
Flux Density	1.1 T

DESIGN

Surround Shape	Triple Roll
Cone Shape	Radial
Magnet Material	Ferrite
Spider	Double Silicone
Pole Design	T-Pole
Woofer Cone Treatment	TWP Waterproof Both Sides
Recommended Enclosure	114.0 dm ³ (4.03 ft ³)
Recommended Tuning	35 Hz

PARAMETERS⁴

Resonance Frequency	35 Hz
Re	5.1 Ω
Qes	0.3
Qms	5.2
Qts	0.28
Vas	113.0 dm ³ (3.8 ft ³)
Sd	855.0 cm ² (132.5 in ²)
η _o	1.95 %
Xmax	± 9.0 mm
Xvar	± 11.0 mm
Mms	163.0 g
Bl	25.5 Txm
Le	1.6 mH
EBP	116 Hz

B&C Speakers s.p.a.

Via Poggiomoro, 1 - Loc. Vallina, 50012 Bagno a Ripoli (FI) - ITALY - Tel. +39 055 65721 - Fax +39 055 6572312 - mail@bcspeakers.com

MOUNTING AND SHIPPING INFO

Overall Diameter	393 mm (15.5 in)
Bolt Circle Diameter	374 mm (14.7 in)
Baffle Cutout Diameter	354.0 mm (13.9 in)
Depth	181 mm (7.1 in)
Flange and Gasket Thickness	16 mm (0.62 in)
Air Volume Occupied by Driver	5.4 dm ³ (0.19 ft ³)
Net Weight	12.3 kg (27.1 lb)
Shipping Units	1
Shipping Weight	13.6 kg (29.98 lb)
Shipping Box	425x425x224 mm (16.73x16.73x8.82 in)

SERVICE KIT

Recone kit	RCK15TBX1008
------------	--------------

1. 2 hours test made with continuous pink noise signal within the range Fs-10Fs. Power calculated on rated minimum impedance. Loudspeaker in free air.
2. Power on Continuous Program is defined as 3 dB greater than the Nominal rating.
3. Applied RMS Voltage is set to 2.83 V for 8 ohms Nominal Impedance.
4. Thiele-Small parameters are measured after a high level 20 Hz sine wave preconditioning test.