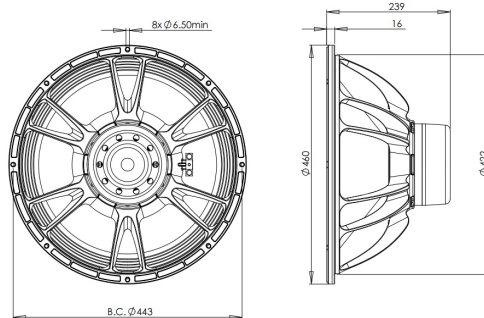


18SW100

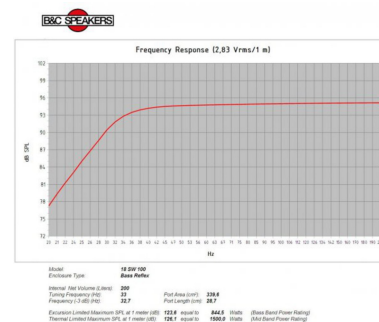
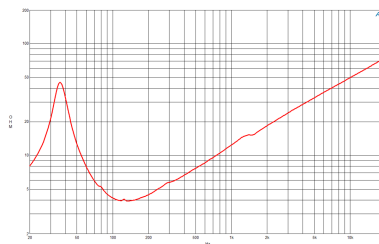
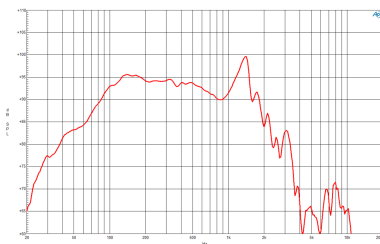
4Ω**LF Drivers - 18.0 Inches**

- 3000 W continuous program power capacity
- 100 mm (4 in) split winding copper voice coil
- 35 - 1000 Hz response
- 96 dB sensitivity
- Double silicone spider with optimized compliance
- Ventilated voice coil gap for reduced power compression
- Aluminium demodulating ring for very low distortion



18SW100

LF Drivers- 18.0 Inches



SPECIFICATIONS

Nominal Diameter	460 mm (18.0 in)
Nominal Impedance	4 Ω
Minimum Impedance	4.0 Ω
Nominal Power Handling ¹	1500 W
Continuous power handling ²	3000 W
Sensitivity (1W/1m) ³	96.0 dB
Frequency Range	35 - 1000 Hz
Voice Coil Diameter	100 mm (4.0 in)
Winding Material	Copper
Former Material	Glass Fibre
Winding Depth	32.0 mm (1.26 in)
Magnetic Gap Depth	14.0 mm (0.55 in)
Flux Density	1.15 T

MOUNTING AND SHIPPING INFO

Overall Diameter	460 mm (18.0 in)
Bolt Circle Diameter	443 mm (17.44 in)
Baffle Cutout Diameter	422.0 mm (16.6 in)
Depth	239 mm (9.41 in)
Flange and Gasket Thickness	16 mm (0.63 in)
Air Volume Occupied by Driver	10.0 dm ³ (0.35 ft ³)
Net Weight	10.4 kg (22.93 lb)
Shipping Units	1
Shipping Weight	12.2 kg (26.9 lb)
Shipping Box	500x500x300 mm (19.69x19.69x11.81 in)

DESIGN

Surround Shape	Triple Roll
Cone Shape	Radial
Magnet Material	Neodymium Inside Slug
Spider	Double Silicone
Pole Design	T-Pole
Woofer Cone Treatment	TWP Waterproof Both Sides
Recommended Enclosure	200.0 dm ³ (7.06 ft ³)
Recommended Tuning	33 Hz

SERVICE KIT

Recone kit	RCK18SW1004
------------	-------------

PARAMETERS⁴

Resonance Frequency	36 Hz
Re	3.2 Ω
Qes	0.4
Qms	5.91
Qts	0.36
Vas	160.0 dm ³ (5.65 ft ³)
Sd	1210.0 cm ² (187.6 in ²)
η _o	1.92 %
Xmax	± 12.5 mm
Xvar	± 16.0 mm
Mms	244.0 g
Bl	22.0 Txm
Le	1.52 mH
EBP	90 Hz

1. 2 hours test made with continuous pink noise signal within the range Fs-10Fs. Power calculated on rated minimum impedance. Loudspeaker in free air.
2. Power on Continuous Program is defined as 3 dB greater than the Nominal rating.
3. Applied RMS Voltage is set to 2V for 4 ohms Nominal Impedance.
4. Thiele-Small parameters are measured after a high level 20 Hz sine wave preconditioning test.