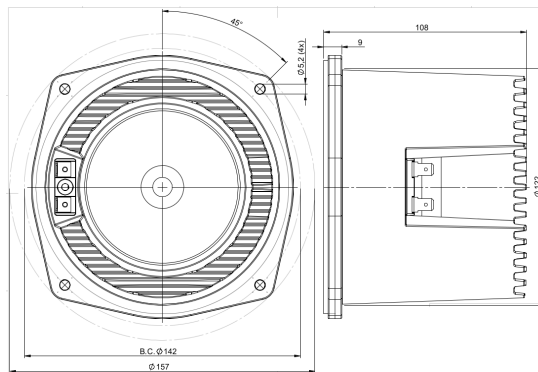


5NSM38

16Ω**LF Drivers - 5.0 Inches**

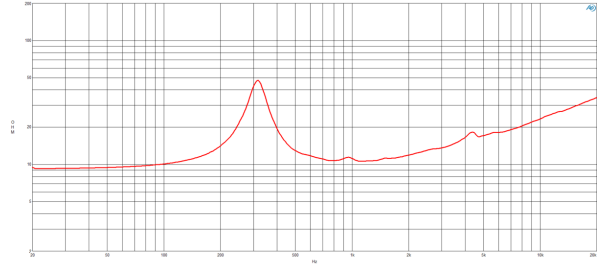
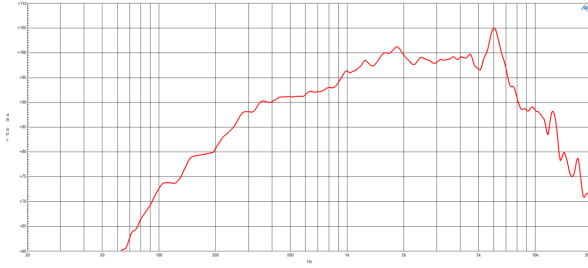
- 220 W continuous program power capacity
- 38 mm (1.5 in) aluminium voice coil
- 300 - 3500 Hz response
- 99 dB sensitivity
- Ideal for Direct Radiation and Horn Loaded Midrange application
- Extremely Low Distortion Figure



For simplified cabinet assembly and efficient thermal transfer to the air, our NSM series of sealed back midranges feature a cast aluminum sealed chassis, high strength neodymium motor, and large internal volume for good low frequency performance. Large voice coils provide power handling, while careful selection of suspension and cone components results in exceptional sensitivity. These dedicated narrow-bandwidth midranges offer the lowest distortion at given output of any midrange available.

5NSM38

LF Drivers- 5.0 Inches



SPECIFICATIONS

Nominal Diameter	127 mm (5.0 in)
Nominal Impedance	16 Ω
Minimum Impedance	10.5 Ω
Nominal Power Handling ¹	110 W
Continuous Power Handling ²	220 W
Sensitivity ³	99.0 dB
Frequency Range	300 - 3500 Hz
Voice Coil Diameter	38 mm (1.5 in)
Winding Material	Aluminium
Former Material	Glass Fibre
Winding Depth	7.3 mm (0.29 in)
Magnetic Gap Depth	6.0 mm (0.24 in)
Flux Density	1.45 T

DESIGN

Surround Shape	Double Roll
Cone Shape	Radial
Magnet Material	Neodymium Ring
Spider	Single
Pole Design	T-Pole
Woofer Cone Treatment	WP Waterproof Front Side

PARAMETERS⁴

Resonance Frequency	320 Hz
Re	9.3 Ω
Qes	1.18
Qms	4.5
Qts	0.94
Vas	0.4 dm ³ (0.01 ft ³)
Sd	95.0 cm ² (14.73 in ²)
η_0	0.98 %
Xmax	\pm 2.2 mm
Xvar	\pm 3.0 mm
Mms	8.6 g
Bl	11.7 Txm
Le	0.2 mH
EBP	271 Hz

MOUNTING AND SHIPPING INFO

Overall Diameter	157 mm (6.18 in)
Bolt Circle Diameter	142 mm (5.59 in)
Baffle Cutout Diameter	122.0 mm (4.8 in)
Depth	108 mm (4.25 in)
Flange and Gasket Thickness	9 mm (0.35 in)
Air Volume Occupied by Driver	1.2 dm ³ (0.04 ft ³)
Net Weight	1.37 kg (3.02 lb)
Shipping Units	1
Shipping Weight	1.82 kg (4.01 lb)
Shipping Box	255x255x150 mm (10.04x10.04x5.91 in)

SERVICE KIT

Recone kit	RCK005NSM3816
------------	---------------

1. 2 hours test made with continuous pink noise signal within the range Fs-10Fs. Power calculated on rated minimum impedance. Loudspeaker in free air.
2. Power on Continuous Program is defined as 3 dB greater than the Nominal rating.
3. Applied RMS Voltage is set to 4 V for 16 ohms Nominal Impedance.
4. Thiele-Small parameters are measured after a high level 20 Hz sine wave preconditioning test.