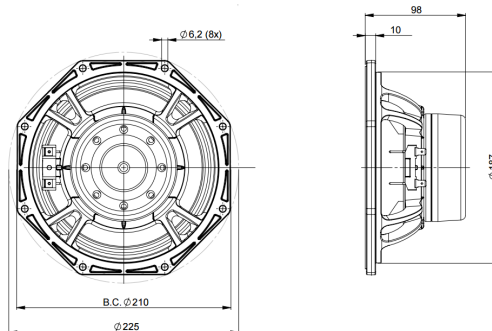


8NDL64

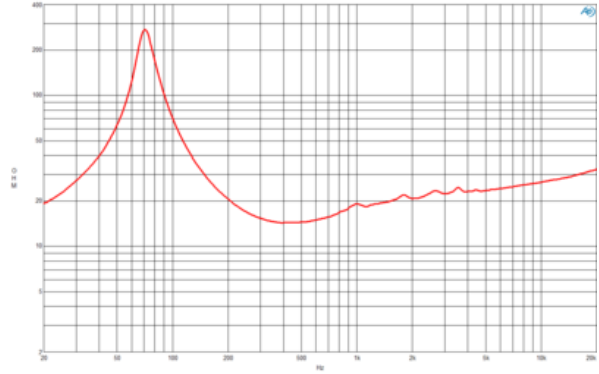
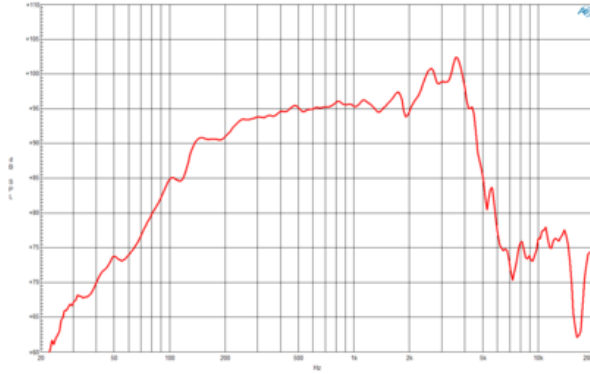
16Ω**LF Drivers - 8.0 Inches**

- 700 W continuous program power capacity
- 64 mm (2.5 in) copper voice coil
- 80 - 4000 Hz response
- 97 dB sensitivity
- Neodymium inside slug magnet assembly
- Shorting copper cap for extended HF response
- Ventilated voice coil gap for reduced power compression



8NDL64

LF Drivers- 8.0 Inches



SPECIFICATIONS

Nominal Diameter	200 mm (8.0 in)
Nominal Impedance	16 Ω
Minimum Impedance	14.4 Ω
Nominal Power Handling ¹	350 W
Continuous Power Handling ²	700 W
Sensitivity ³	97.0 dB
Frequency Range	80 - 4000 Hz
Voice Coil Diameter	64 mm (2.5 in)
Winding Material	Copper
Former Material	Glass Fibre
Winding Depth	14.0 mm (0.55 in)
Magnetic Gap Depth	8.0 mm (0.31 in)
Flux Density	1.25 T

DESIGN

Surround Shape	Double Roll
Cone Shape	Exponential
Magnet Material	Neodymium Inside Slug
Spider	Single
Pole Design	T-Pole
Woofer Cone Treatment	WP Waterproof Front Side
Recommended Enclosure	10.0 dm ³ (0.35 ft ³)
Recommended Tuning	85 Hz

PARAMETERS⁴

Resonance Frequency	73 Hz
Re	11.2 Ω
Qes	0.25
Qms	6.8
Qts	0.24
Vas	11.8 dm ³ (0.42 ft ³)
Sd	220.0 cm ² (34.1 in ²)
η_0	1.8 %
Xmax	4.5 mm
Xvar	5.5 mm
Mms	27.0 g
Bl	24.0 Txm
Le	1.03 mH
EBP	292 Hz

MOUNTING AND SHIPPING INFO

Overall Diameter	225 mm (8.8 in)
Bolt Circle Diameter	210 mm (8.3 in)
Baffle Cutout Diameter	187.0 mm (7.4 in)
Depth	95 mm (3.74 in)
Flange and Gasket Thickness	10 mm (0.39 in)
Air Volume Occupied by Driver	1.5 dm ³ (0.05 ft ³)
Net Weight	2.8 kg (6.17 lb)
Shipping Units	1
Shipping Weight	3.25 kg (7.17 lb)
Shipping Box	255x255x150 mm (10.04x10.04x5.91 in)

SERVICE KIT

Recone kit	RCK008NDL6416
------------	---------------

1. 2 hours test made with continuous pink noise signal within the range Fs-10Fs. Power calculated on rated minimum impedance. Loudspeaker in free air.
2. Power on Continuous Program is defined as 3 dB greater than the Nominal rating.
3. Applied RMS Voltage is set to 4V for 16 ohm Nominal Impedance
4. Thiele-Small parameters are measured after a high level 20 Hz sine wave preconditioning test.