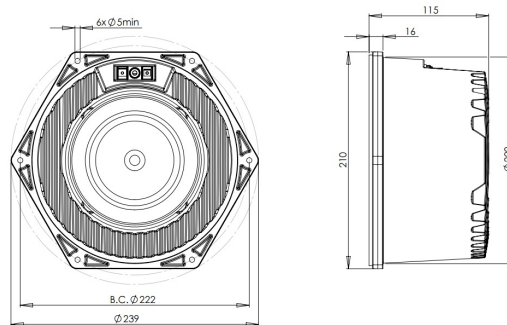


8NSM64

16Ω**LF Drivers - 8.0 Inches**

- 500 W continuous program power capacity
- 64 mm (2.5 in) aluminium voice coil
- 245 - 2000 Hz response
- 100 dB sensitivity
- Ideal for Direct Radiation and Horn Loaded Midrange application

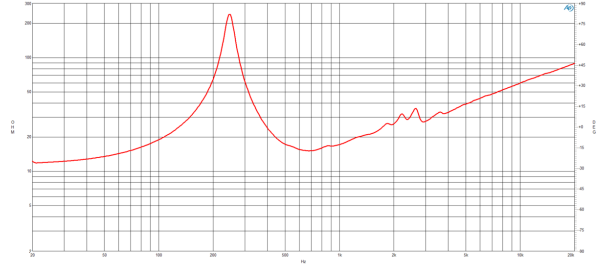
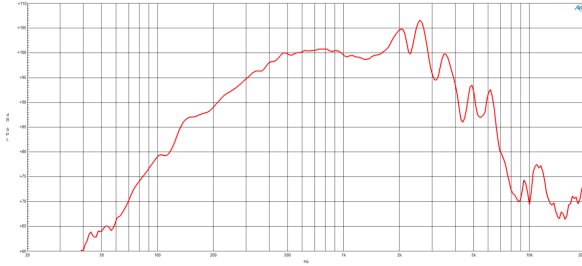


For simplified cabinet assembly and efficient thermal transfer to the air, our NSM series of sealed back midranges feature a cast aluminum sealed chassis, high strength neodymium motor, and large internal volume for good low frequency performance. Large voice coils provide power handling, while careful selection of suspension and cone components results in exceptional sensitivity. These dedicated narrow-bandwidth midranges offer the lowest distortion at given output of any midrange available.

Available exclusively with 6.3+4.8 mm fast-on terminal tab

8NSM64

LF Drivers- 8.0 Inches



SPECIFICATIONS

Nominal Diameter	200 mm (8.0 in)
Nominal Impedance	16 Ω
Minimum Impedance	14.5 Ω
Nominal Power Handling ¹	250 W
Continuous Power Handling ²	500 W
Sensitivity ³	100.0 dB
Frequency Range	245 - 2000 Hz
Voice Coil Diameter	64 mm (2.5 in)
Winding Material	Aluminium
Former Material	Glass Fibre
Winding Depth	14.2 mm (0.56 in)
Magnetic Gap Depth	10.0 mm (0.39 in)
Flux Density	1.55 T

DESIGN

Surround Shape	Double Roll
Cone Shape	Radial
Magnet Material	Neodymium Ring
Spider	Single
Pole Design	T-Pole
Woofer Cone Treatment	WP Waterproof Front Side

PARAMETERS⁴

Resonance Frequency	245 Hz
Re	10.9 Ω
Qes	0.45
Qms	10.2
Qts	0.43
Vas	1.5 dm ³ (0.05 ft ³)
Sd	220.0 cm ² (34.1 in ²)
η _o	4.7 %
Xmax	± 2.0 mm
Xvar	± 1.7 mm
Mms	19.0 g
Bl	28.0 Txm
Le	1.9 mH
EBP	544 Hz

MOUNTING AND SHIPPING INFO

Overall Diameter	239 mm (9.41 in)
Bolt Circle Diameter	222 mm (8.74 in)
Baffle Cutout Diameter	200.0 mm (7.87 in)
Depth	115 mm (4.53 in)
Flange and Gasket Thickness	16 mm (0.63 in)
Air Volume Occupied by Horn	3.5 dm ³ (0.12 ft ³)
Net Weight	4.85 kg (10.69 lb)
Shipping Units	1
Shipping Weight	5.45 kg (12.02 lb)
Shipping Box	295x314x175 mm (11.61x12.36x6.89 in)

SERVICE KIT

Recone kit	RCK008NSM6416
------------	---------------

1. 2 hours test made with continuous pink noise signal within the range Fs-10Fs. Power calculated on rated minimum impedance. Loudspeaker in free air.
2. Power on Continuous Program is defined as 3 dB greater than the Nominal rating.
3. Applied RMS Voltage is set to 4 V for 16 ohms Nominal Impedance.
4. Thiele-Small parameters are measured after a high level 20 Hz sine wave preconditioning test.