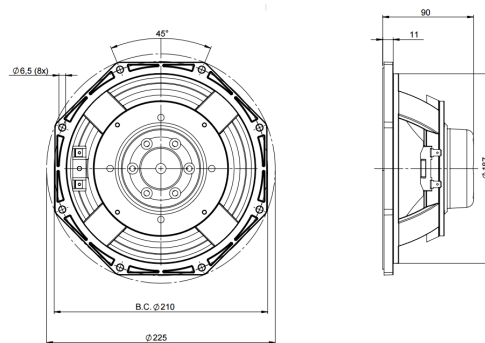


8NDL51

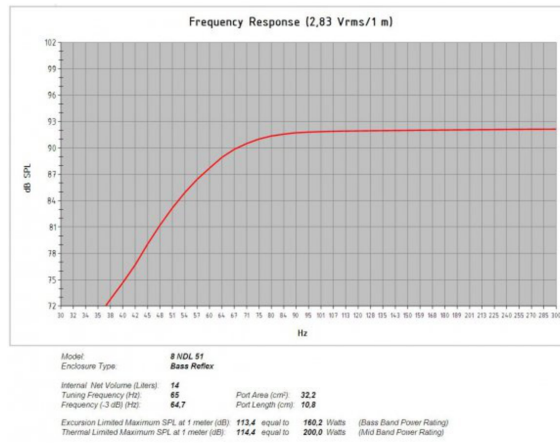
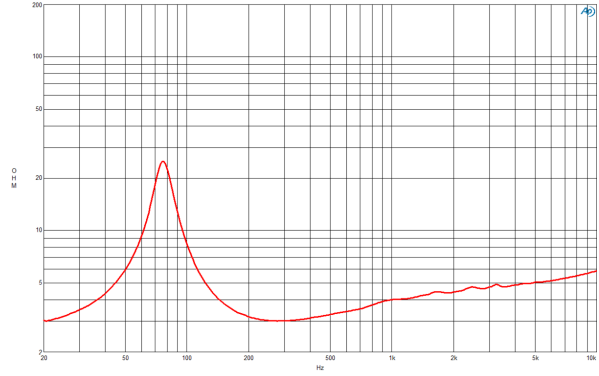
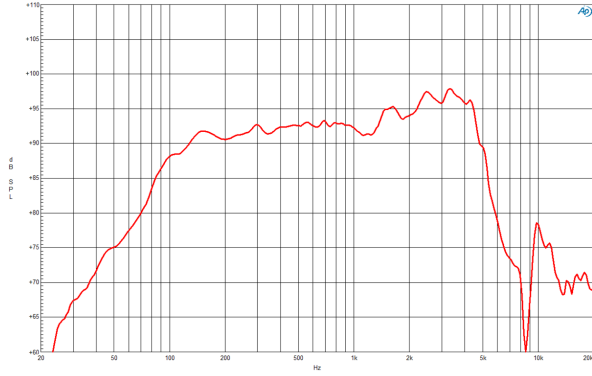
4Ω**LF Drivers - 8.0 Inches**

- 51 mm (2 in) copper voice coil
- 75 - 3000 Hz response
- 94 dB sensitivity
- Neodymium magnet allows a very light yet powerful motor assembly
- Shorting copper cap for extended HF response
- 400 W continuous program power capacity
- Ventilated voice coil gap for reduced power compression



8NDL51

LF Drivers- 8.0 Inches



SPECIFICATIONS

Nominal Diameter	200 mm (8.0 in)
Nominal Impedance	4 Ω
Minimum Impedance	3.0 Ω
Nominal Power Handling ¹	200 W
Continuous Power Handling ²	400 W
Sensitivity ³	94.0 dB
Frequency Range	75 - 3000 Hz
Voice Coil Diameter	51 mm (2.0 in)
Winding Material	Copper
Former Material	Glass Fibre
Winding Depth	16.0 mm (0.63 in)
Magnetic Gap Depth	8.0 mm (0.31 in)
Flux Density	1.05 T

DESIGN

Surround Shape	Double Roll
Cone Shape	Exponential
Magnet Material	Neodymium Inside Slug
Spider	Single
Pole Design	Straight Pole
Woofer Cone Treatment	TWP Waterproof Both Sides
Recommended Enclosure	14.0 dm ³ (0.49 ft ³)
Recommended Tuning	65 Hz

PARAMETERS⁴

Resonance Frequency	75 Hz
Re	2.6 Ω
Qes	0.64
Qms	5.22
Qts	0.57
Vas	10.1 dm ³ (0.36 ft ³)
Sd	220.0 cm ² (34.1 in ²)
η _o	0.73 %
X _{max}	± 7.0 mm
X _{var}	± 7.0 mm
M _{ms}	27.0 g
Bl	7.3 Txm
Le	0.15 mH
EBP	117 Hz

MOUNTING AND SHIPPING INFO

Overall Diameter	225 mm (8.8 in)
Bolt Circle Diameter	210 mm (8.3 in)
Baffle Cutout Diameter	187.0 mm (7.4 in)
Depth	90 mm (3.5 in)
Flange and Gasket Thickness	11 mm (0.4 in)
Air Volume Occupied by Driver	1.1 dm ³ (0.04 ft ³)
Net Weight	1.8 kg (4.0 lb)
Shipping Units	1
Shipping Weight	2.25 kg (4.96 lb)
Shipping Box	255x255x150 mm (10.04x10.04x5.91 in)

SERVICE KIT

Recone kit	RCK008NDL514
------------	--------------

1. 2 hours test made with continuous pink noise signal within the range Fs-10Fs. Power calculated on rated minimum impedance. Loudspeaker in free air.
2. Power on Continuous Program is defined as 3 dB greater than the Nominal rating.
3. Applied RMS Voltage is set to 2V for 4 ohm Nominal Impedance
4. Thiele-Small parameters are measured after a high level 20 Hz sine wave preconditioning test.