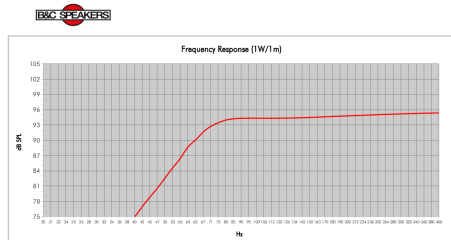
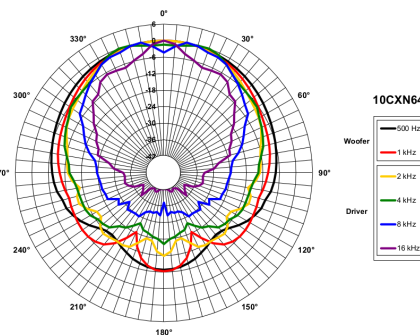
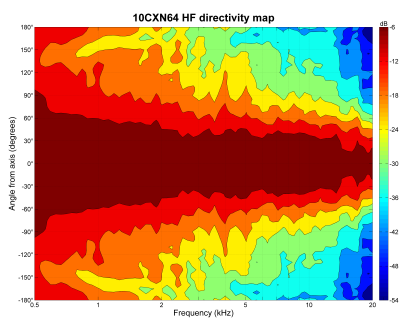
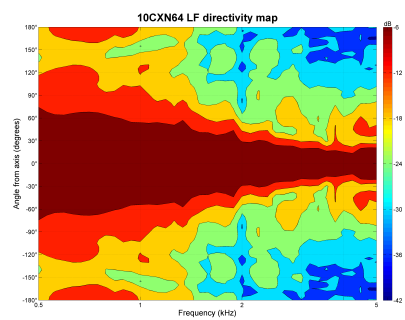
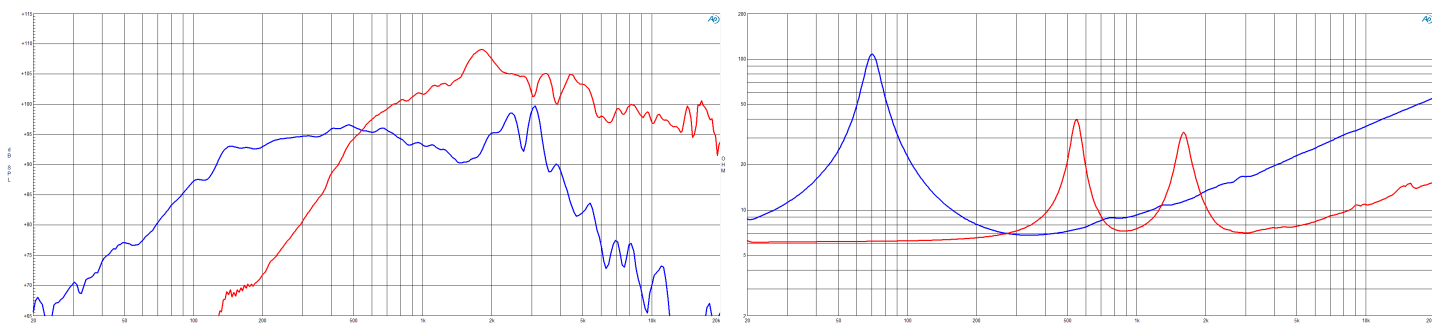




- 500 W continuous program power capacity
- 70° nominal coverage
- 70 - 18000 Hz response
- 97 dB sensitivity
- Single Neodymium magnet assembly
- Aluminium demodulating ring allows a very low distortion figure

Continuing our never-ending quest for higher output, we now offer our popular single neodymium magnet coaxials with larger voice coils for increased power handling. A significant increase in magnet mass also improves sensitivity and cone control, while integrating our latest compression driver technologies improves sound quality and durability in the HF as well. For high output applications where fidelity at maximum SPL is the primary concern, consider the 10CXN64 with 2.5" LF & HF voice coils. Power handling has increased to 500W, while also improving nearly every other parameter (including Xvar) relative to our established 10" coax models.



Model	10CXN64		Configuration	One Driver
Enclosure Type	Box			
Rated Power (100 Hz)	21	GB	7	95.0
Cutting Frequency (Hz)	25	Port Area (cm²)		
Frequency (3 dB (Hz))	70.8	Port Length (cm)	17.0	
Frequency (15 dB (Hz))	54.8			

GENERAL

Nominal Diameter	250 mm (10 in)
Nominal Impedance	8 Ω
Frequency Range	70 Hz - 18000 Hz
Dispersion Angle	70 ° Included by -6 dB down points.

DESIGN

Magnet Material	Neodymium Ring
Woofer Cone Treatment	WP Waterproof Front Side

SERVICE KITS

HF replacement-diaphragm	MMD620TN8M
LF recone-kits	RCK10CXN648

CROSSOVER

FB10CX64	8Ω
----------	----

SPECIFICATIONS LF UNIT

Nominal Diameter	250 mm (10 in)
Nominal Impedance	8 Ω
Minimum Impedance	6.7 Ω
Nominal Power Handling	250 W 2 hours test made with continuous pink noise signal within the range Fs-10Fs. Power calculated on rated minimum impedance. Loudspeaker in free air.

Continuous Power Handling	500 W Power on Continuous Program is defined as 3 dB greater than the Nominal rating.
---------------------------	--

Sensitivity	97 dB Applied RMS Voltage is set to 2.83V.
-------------	---

Voice Coil Diameter	64 mm (2.5 in)
---------------------	----------------

Winding Material	Copper
------------------	--------

Former Material	Kapton
-----------------	--------

Winding Depth	15 mm (0.59 in)
---------------	-----------------

Magnetic Gap Depth	9 mm (0.35 in)
--------------------	----------------

Flux Density	1.1 T
--------------	-------

Woofer Cone Treatment	WP Waterproof Front Side
-----------------------	--------------------------

PARAMETERS

Fs	68 Hz
Re	5.6 Ω
Qes	0.33
Qms	5.6
Qts	0.31
Vas	23 dm ³ (0.81 ft ³)
Sd	320 cm ² (49.6 in ²)
η0	2.2 %
Xvar	5 mm
Mms	33.5 g
Bl	15.8 Tm
Le	1.1 mH
EBP	206 Hz

SPECIFICATIONS HF UNIT

Nominal Diameter	250 mm (10 in)
Nominal Impedance	8 Ω
Minimum Impedance	7 Ω
Nominal Power Handling	80 W 2 hour test made with continuous pink noise signal within the range from the recommended crossover frequency to 20 kHz. Power calculated on rated minimum impedance. Loudspeaker in free air.

Continuous Power Handling	160 W Power on Continuous Program is defined as 3 dB greater than the Nominal rating.
---------------------------	--

Sensitivity	103 dB Applied RMS Voltage is set to 2.83V.
-------------	--

Recommended Crossover	1.2 kHz 12 dB/oct. or higher slope high-pass filter.
-----------------------	---

Voice Coil Diameter	65 mm (2.5 in)
---------------------	----------------

Winding Material	CCAW
------------------	------

Inductance	0.15 mH
------------	---------

Flux Density	1.75 T
--------------	--------

Diaphragm Material	Titanium
--------------------	----------

MOUNTING AND SHIPPING INFO

Overall Diameter	261 mm (10.28 in)
Bolt Circle Diameter	245 mm (9.65 in)
Baffle Cutout Diameter	233 mm (9.17 in)
Depth	142 mm (5.59 in)
Flange and Gasket Thickness	13 mm (0.51 in)
Net Weight	3.95 kg (8.71 lb)
Shipping Units	1 pcs
Shipping Weight	4.85 kg (10.69 lb)
Shipping Box	360x360x200 mm (14.17x14.17x7.87 in)