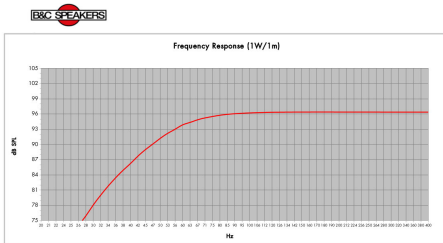
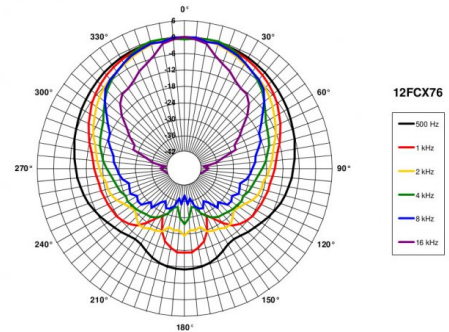
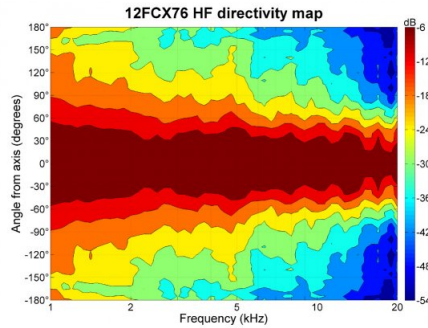
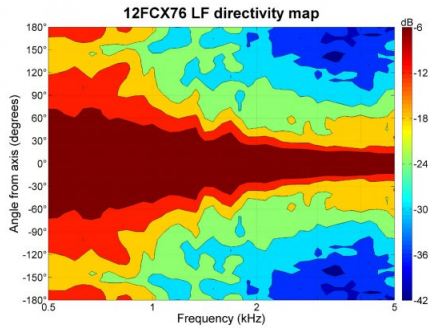
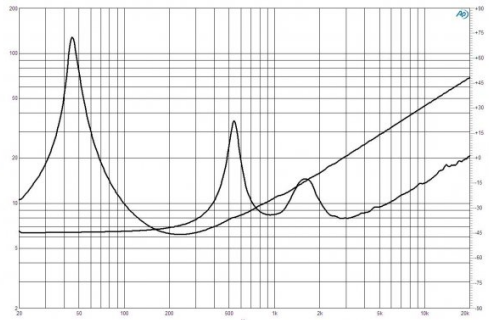
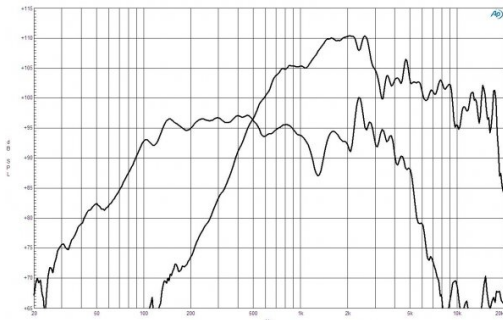


- 700 W continuous program power capacity
- 80° nominal coverage
- 47 - 18000 Hz response
- 98 dB sensitivity
- 50.5 mm (2") HF unit exit diameter
- Single Ferrite magnet assembly
- Aluminium demodulating ring allows a very low distortion figure



Model	12FCX76
Excitator Type	8x 12" Woofer
Configuration	One Driver
Rated Power (Watt)	50
Q _T	7
Resonance Frequency (Hz)	50
Box Area (sq ft)	18.7
Frequency (1/2W) (Hz)	57.7
Box Length (in)	21.8

GENERAL

Nominal Diameter	320 mm (12 in)
Nominal Impedance	8 Ω
Frequency Range	47 Hz - 18000 Hz
Dispersion Angle	80 ° Included by -6 dB down points.

DESIGN

Magnet Material	Ferrite
Woofer Cone Treatment	WP Waterproof Front Side

SERVICE KITS

HF replacement-diaphragm	MMD3BTN8M
LF recone-kits	RCK12FCX768

SPECIFICATIONS LF UNIT

Nominal Diameter	320 mm (12 in)
Nominal Impedance	8 Ω
Minimum Impedance	6.3 Ω
Nominal Power Handling	350 W 2 hours test made with continuous pink noise signal within the range Fs-10Fs. Power calculated on rated minimum impedance. Loudspeaker in free air.

Continuous Power Handling	700 W Power on Continuous Program is defined as 3 dB greater than the Nominal rating.
---------------------------	--

Sensitivity	98 dB Applied RMS Voltage is set to 2.83V.
-------------	---

Voice Coil Diameter	76 mm (3 in)
---------------------	--------------

Winding Material	Copper
------------------	--------

Former Material	Glass Fibre
-----------------	-------------

Winding Depth	16.5 mm (0.65 in)
---------------	-------------------

Magnetic Gap Depth	8 mm (0.31 in)
--------------------	----------------

Flux Density	1 T
--------------	-----

Woofer Cone Treatment	WP Waterproof Front Side
-----------------------	--------------------------

PARAMETERS

Fs	47 Hz
Re	5.3 Ω
Qes	0.35
Qms	11
Qts	0.34
Vas	82 dm ³ (2.98 ft ³)
Sd	522 cm ² (80.9 in ²)
η0	2.3 %
Xvar	5 mm
Mms	54 g
Bl	15.6 Tm
Le	1.3 mH
EBP	134 Hz

SPECIFICATIONS HF UNIT

Nominal Diameter	320 mm (12 in)
Nominal Impedance	8 Ω
Minimum Impedance	7.8 Ω
Nominal Power Handling	80 W 2 hour test made with continuous pink noise signal within the range from the recommended crossover frequency to 20 kHz. Power calculated on rated minimum impedance. Loudspeaker in free air.

Continuous Power Handling	160 W Power on Continuous Program is defined as 3 dB greater than the Nominal rating.
---------------------------	--

Sensitivity	106 dB Applied RMS Voltage is set to 2.83V.
-------------	--

Recommended Crossover	1.2 kHz 12 dB/oct. or higher slope high-pass filter.
-----------------------	---

Voice Coil Diameter	75 mm (3 in)
---------------------	--------------

Winding Material	Aluminium
------------------	-----------

Inductance	0.14 mH
------------	---------

Flux Density	1.6 T
--------------	-------

Diaphragm Material	Titanium
--------------------	----------

MOUNTING AND SHIPPING INFO

Overall Diameter	315 mm (12.5 in)
Bolt Circle Diameter	298 mm (11.7 in)
Baffle Cutout Diameter	282 mm (11.1 in)
Depth	169 mm (6.65 in)
Flange and Gasket Thickness	14 mm (0.55 in)
Net Weight	8.25 kg (18.19 lb)
Shipping Units	1 pcs
Shipping Weight	9.55 kg (21.05 lb)
Shipping Box	425x425x224 mm (16.73x16.73x8.82 in)